Journal Citation Reports

The world's leading journals and publisher-neutral data

Shou Ray information Service 碩睿資訊 2021

大綱

為何需要
InCites JCR ?

全新平台
操作功能說明

指標總覽
評估合適期刊

投稿建議
期刊比對工具

投稿注意
實際案例應用

為何需要 InCites JCR？

公認的期刊影響力報告

教師升等標準、研究生畢業門檻

國立臺灣大學醫學院教師聘任升等送審論文最低標準暨送審論文績優研究評分辦法

壹、送審論文最低標準

一、各職級教師送審論文最低標準如下表：

申請職別	年限、作者排名、論文性質	最低篇數	該領域排名
講師	5 年內第 1 作者之原著論文	1 篇~~以上~~	SCI/SSCI 排名 30% 以內為原則
		或 2 篇~~以上~~	SCI/SSCI 排名 50% 以內為原則
助理教授	現職 5 年內第 1 作者或通訊作者之原著論文	2 篇~~以上~~	其中 1 篇 SCI/SSCI 排名 30%、另 1 篇 SCI/SSCI 排名 50% 以內為原則

國立臺灣大學心理學研究所學程細則

第八條　碩士生必須完成碩士論文研究，博士生須完成博士學位論文研究。

三、博士生必須自行投稿至TSSCI、SSCI、SCI或本系認可之學術期刊刊登，

期刊影響指數的使用

期刊影響指數（Journal Impact Factor, JIF）
原為幫助圖書館在有限資金的狀況下購買最符合單位需求的學術期刊，有利於館藏管理。

研究人員

- 確認期刊的學術地位
- 識別合適的投稿期刊
- 發現研究領域相關期刊

圖書館員

- 訂定館藏政策
- 管理圖書館期刊館藏
- 協助期刊合訂本決策

學術出版單位

- 追蹤期刊的市場影響力
- 明確期刊在領域定位
- 提升期刊競爭力

資料分析人員

- 追蹤各學科期刊的發展趨勢
- 深入研究各期刊之間的引文關係

InCites JCR 簡介

WOS核心合輯期刊收錄標準

1. 初步篩選	2. 編輯篩選	3. 編輯評估	
品質標準			影響力標準
✓ ISSN ✓ 期刊名稱 ✓ 期刊出版商 ✓ URL(電子期刊) ✓ 內容存取 ✓ 具備同儕評閱政策 ✓ 詳細聯繫方式	✓ 學術內容 ✓ 英文版文章標題和摘要 ✓ 以羅馬拼音標示的參考書目資訊 ✓ 語言表述清晰 ✓ 及時性和 / 或出版量 ✓ 網站功能性 / 期刊格式 ✓ 具有道德聲明 ✓ 詳細的編輯機構資訊 ✓ 詳細的作者機構資訊	✓ 編輯委員會組成 ✓ 聲明有效性 ✓ 同儕評閱 ✓ 內容相關性 ✓ 詳細的基金資助資訊 ✓ 遵守學術共同體標準 ✓ 作者分佈 ✓ 適當的文獻引用	✓ 比較性引文分析 ✓ 作者引文分析 ✓ 編委引文分析 ✓ 內容重要性
ESCI			SCIE SSCI AHCI

WoS Core Collection & JCR

WEB OF SCIENCE PLATFORM

Web of Science Core Collection

- **Science Citation Index Expanded**
- **Social Sciences Citation Index**
- **Arts & Humanities Citation Index**
- **Emerging Sources Citation Index**
- Conference Proceedings Citation Index
  - Science
  - Social Science & Humanities
- Book Citation Index
  - Science
  - Social Science & Humanities

Journal Citation Reports PLATFORM

Journal Impact Factor , JIF

JIF uses data from most recent JCR data year + prior 2 years.

Journal Citation Indicator , JCI

JCI is the mean CNCI for all articles and reviews published in a journal in the preceding 3 years.

類比概念

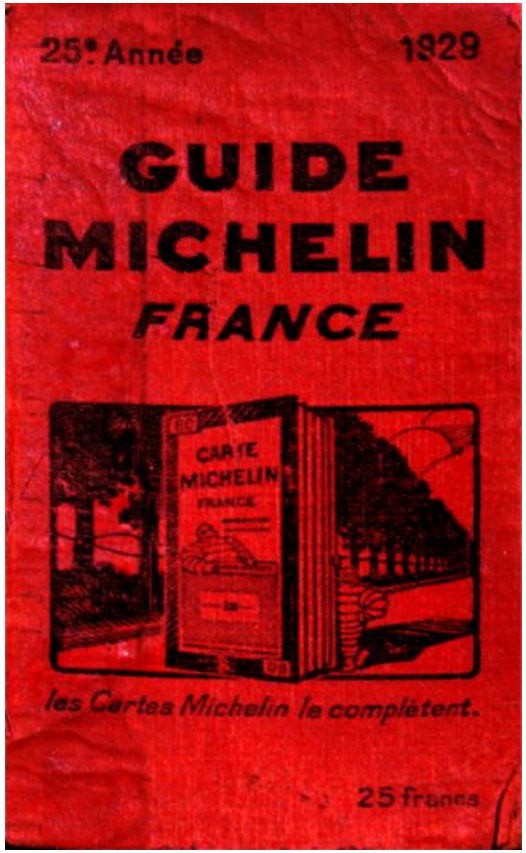

From:wiki

多久出版一次?

收錄數量?

分數可直接比較?

期刊影響指數的使用

合理

- 了解期刊的影響力
- 評估合適的投稿期刊
- 發現研究領域相關期刊

錯誤

- 判定單篇文章或作者優劣
- 以JIF值進行跨學科比較
- 僅以JIF評斷研究價值

全新平臺
操作功能說明

新平台更新須知

2021 JCR 數據更新時程

發佈2021 JCR
可取得大部分JIF資訊
每兩週更新增補資訊

更新2021 JCR
整體數據

其餘模組功能預計在
2022第一季完成上線，
並關閉舊平台

6/30

10月

2022 第一季

8月
期刊出版社
補充資訊截止

11月
最終數據，
可下載留存

新版平臺與經典版平臺切換

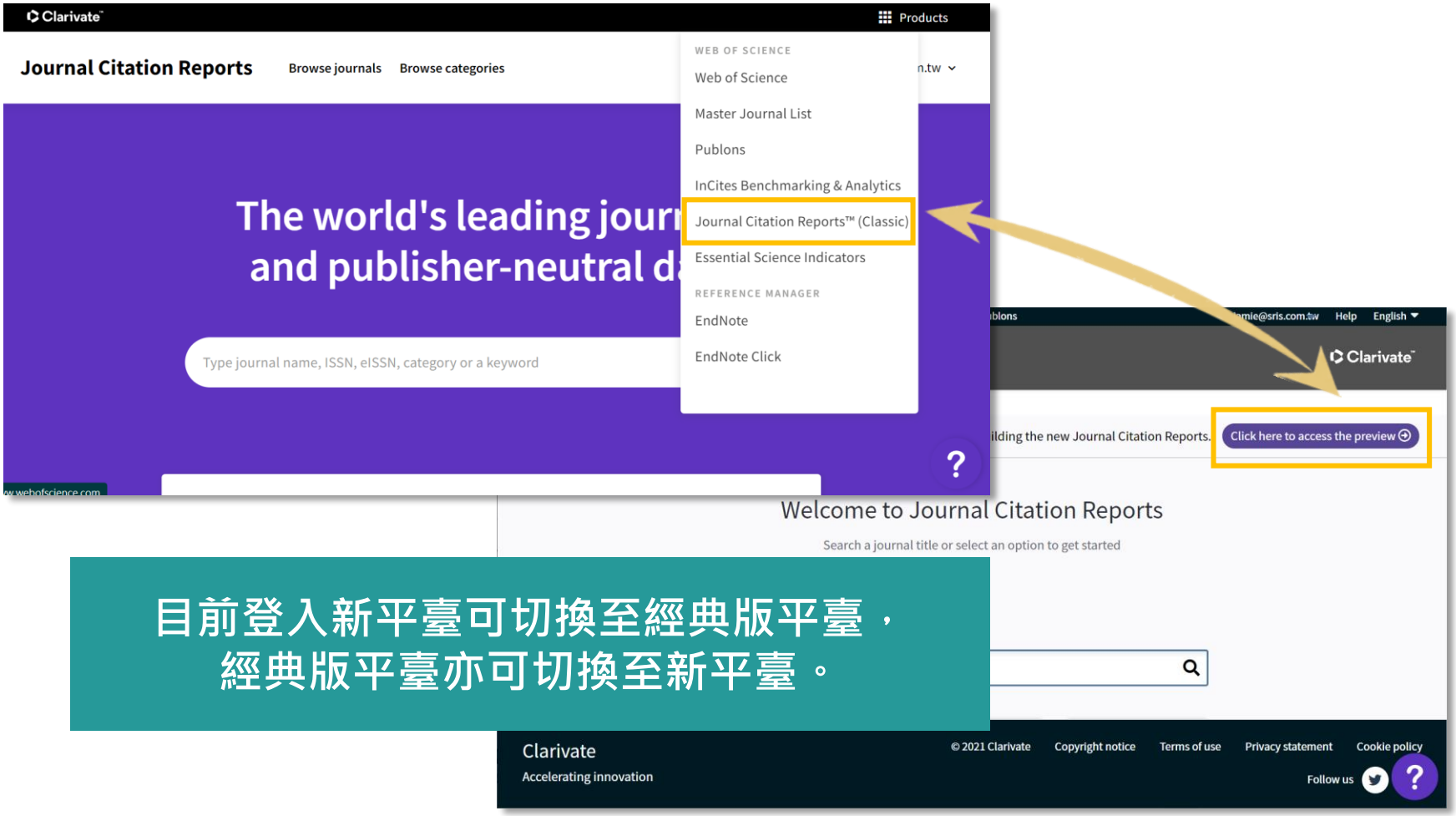

目前登入新平臺可切換至經典版平臺，
經典版平臺亦可切換至新平臺。

新平臺重大更新

擴大收錄範圍

內容擴展到整個 Web of Science核心合輯收錄的期刊範圍，包含 Arts & Humanities Citation Index（AHCI）和 Emerging Sources Citation Index（ESCI）。

全新的期刊引文指標

新指標 Journal Citation Indicator 代表近三年內已發表論文的學科正規化引文影響力的平均值，這個單一的期刊級指標，易於解讀並便於展開跨學科的對比。

Early Access內容

引入了Early Access的內容，即在最終分配到已成刊的卷/期之前以線上形式發表的「正式出版版本」 內容。

用戶體驗升級

刪除重複的期刊標題，每本在WOS核心合輯兩個專輯出現或變更了其 ISSN的期刊都將只出現一次。改良介面檢索流程，同時提供了對資料的深入分析。

Early Access

納入 Early Access 發表內容

在最終分配到卷/期之前以線上形式發表的「正式出版版本」（Version of Record）內容。

收錄於 Web of Science 核心合輯的 Early Access 內容必須以下符合特定標準：

- 除了最終指派的卷號/期號以外，**文獻版本不會變更**。
- 包含**不會變更的 DOI** 。
- 包含 **Early Access 發表日期**。
- **包含參考文獻** (如果出現在文獻版本中) 。
- **不包含**卷號、期號、頁碼範圍、最終發表日期。
- 於採用**卷號/期號**模式的期刊發表。

Early Access

2021 年 JIF 計算方式的變更

- Early Access 日期和最終發表日期在同一年：JCR 針對這類文獻的處理方式如同以往，並未因為新政策而變更。
- Early Access 日期與最終發表日期的年分**不同**： JCR 自 2020 年起收錄的內容**只會採用 Early Access 日期**。

$$\text{2021 JIF} = \frac{\text{Citations in 2020 to items published in 2018+2019}}{\text{Number of citable items published in 2018+2019}}$$

Paper

2020年JIF的分子包含以下來源的引文

- ☑ **Early Access年分為2020年文章**
- ☑ **最終發表年分為2020年，Early Access年分為2019年或更早的Early Access年分文章**
- ☑ **最終發表年分為2020年**

平臺數據差異

經典平臺	新平臺
Journal Relationships	藝術及人文 AHCI 新興資源 ESCI 無JIF 所有期刊 JCI 指標數據 Rank by JCI

原有的指標數據
（如：影響因子JIF、5 Year Impact Factor等數據）

2021 JCR 系列文章

更多問題想詢問

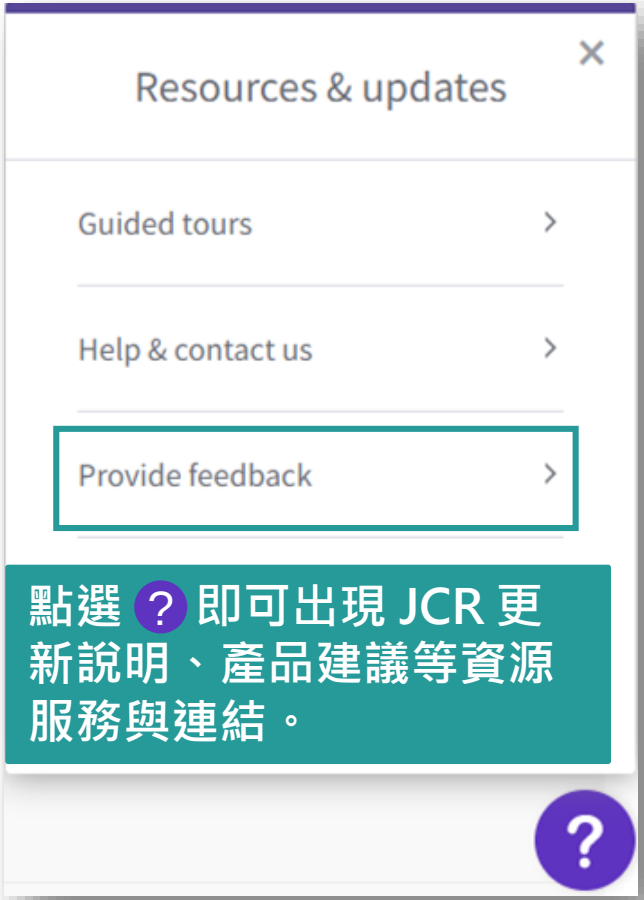

點選 ? 即可出現 JCR 更新說明、產品建議等資源服務與連結。

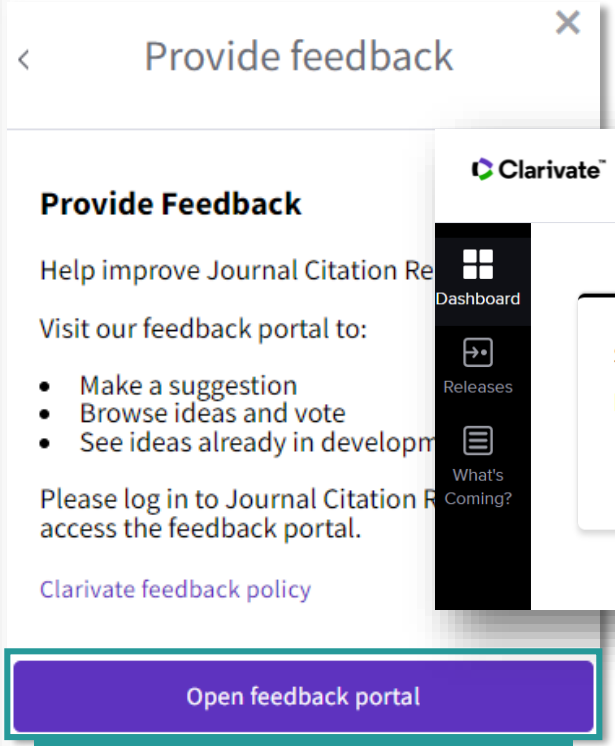

JCR 產品改善建議反饋

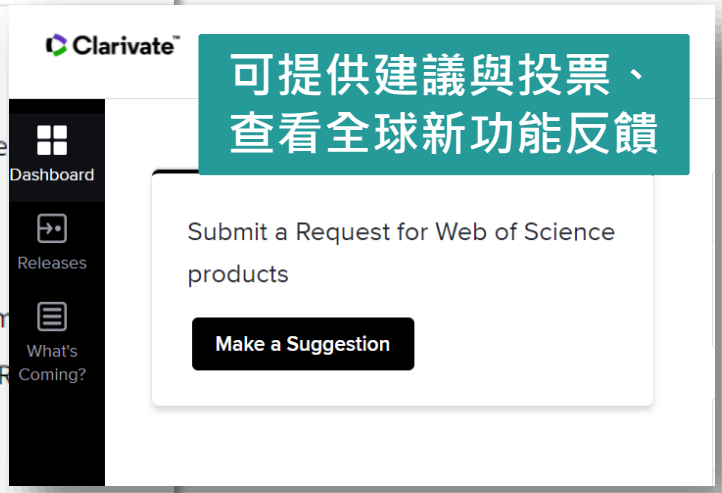

可提供建議與投票、查看全球新功能反饋

新平台功能操作

搜尋期刊

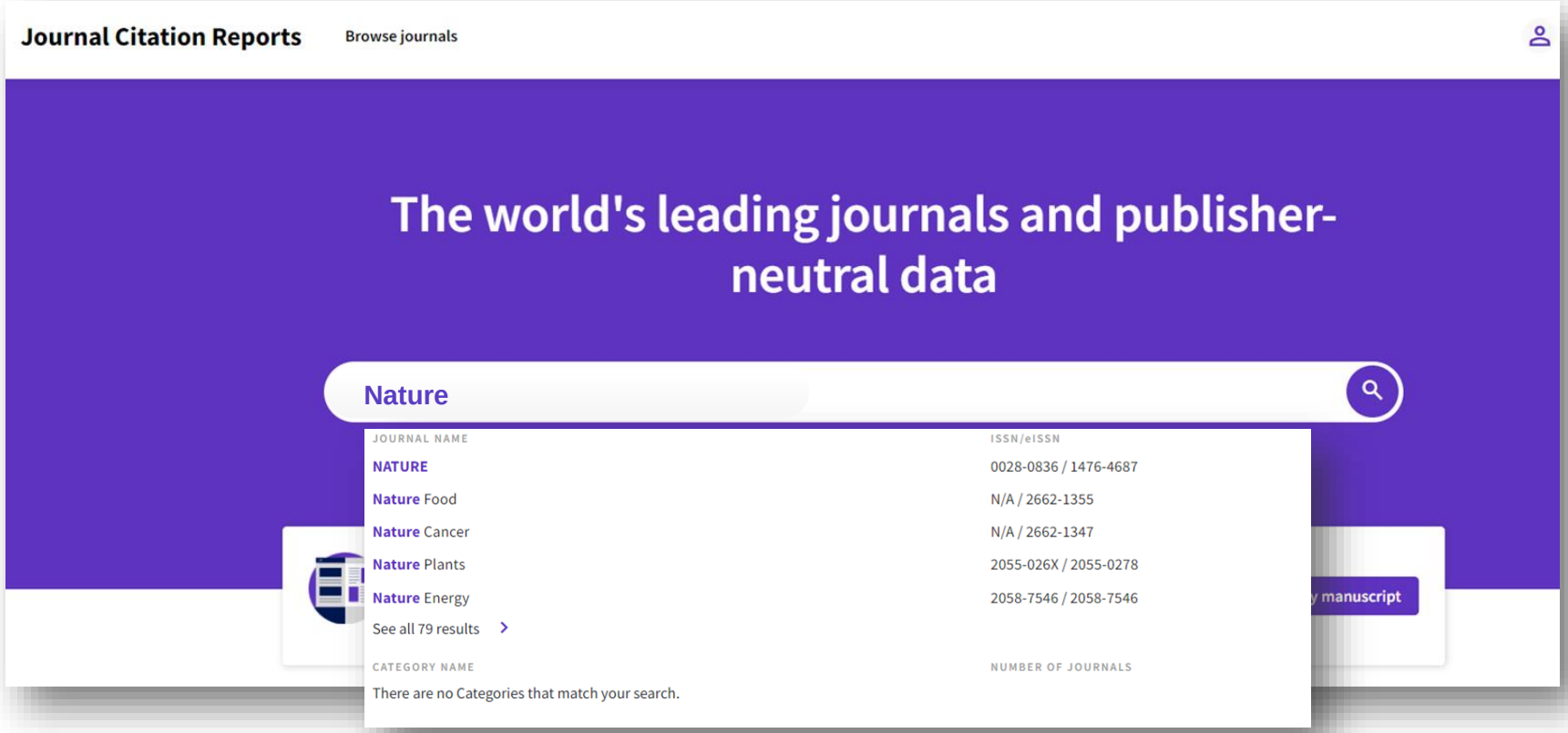

可以「期刊刊名」、「期刊ISSN」、「電子期刊 eISSN」之關鍵字搜尋期刊。亦可輸入「學科領域 Category」關鍵字，點擊即可以 Browse Journals 查看該學科領域。

瀏覽期刊

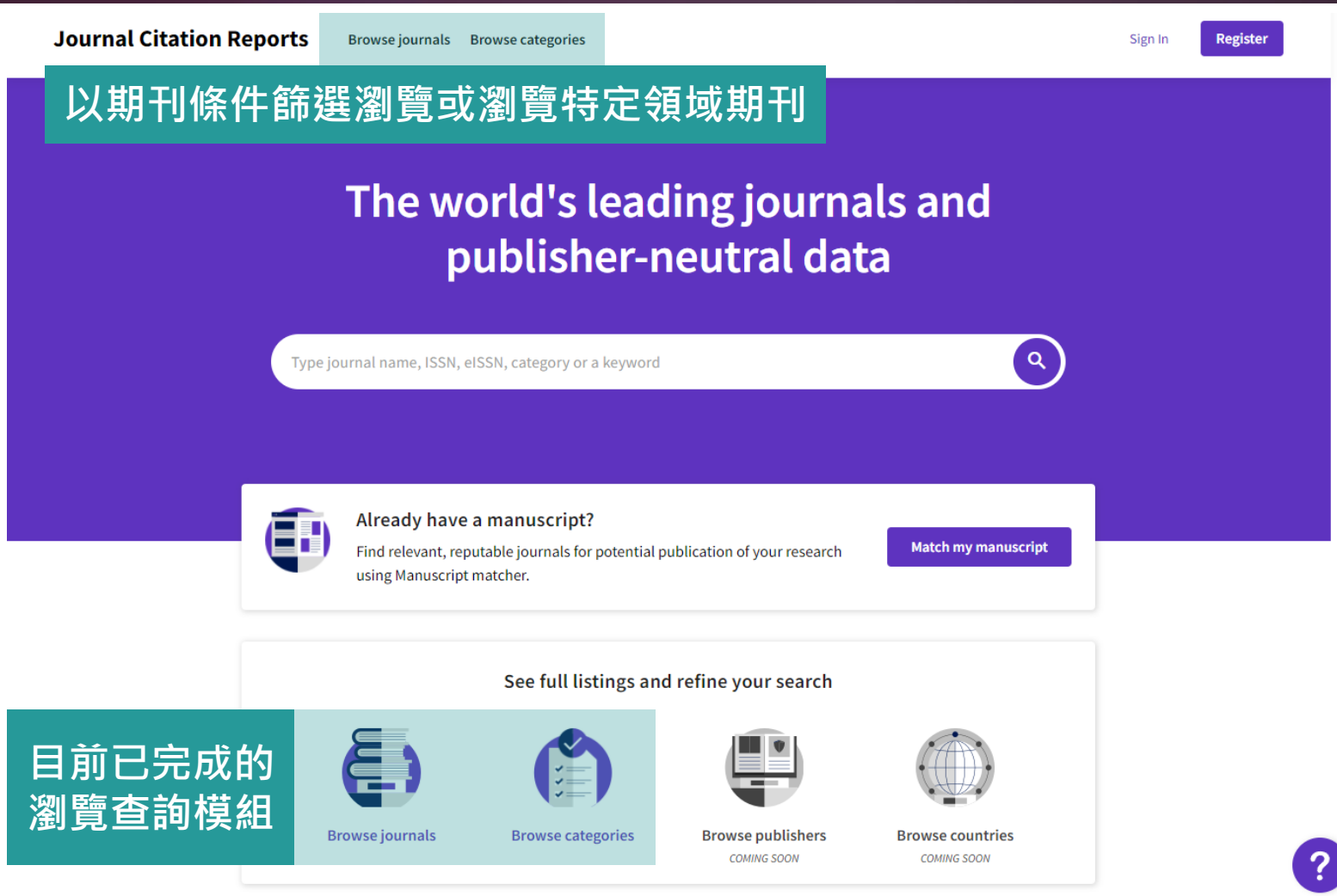
Journal Citation Reports
Browse journals
Browse categories
Sign In
Register
以期刊條件篩選瀏覽或瀏覽特定領域期刊
The world's leading journals and publisher-neutral data
Type journal name, ISSN, eISSN, category or a keyword
Already have a manuscript?
Find relevant, reputable journals for potential publication of your research using Manuscript matcher.
Match my manuscript
See full listings and refine your search
目前已完成的瀏覽查詢模組
Browse journals
Browse categories
Browse publishers
COMING SOON
Browse countries
COMING SOON

搜尋或選擇期刊

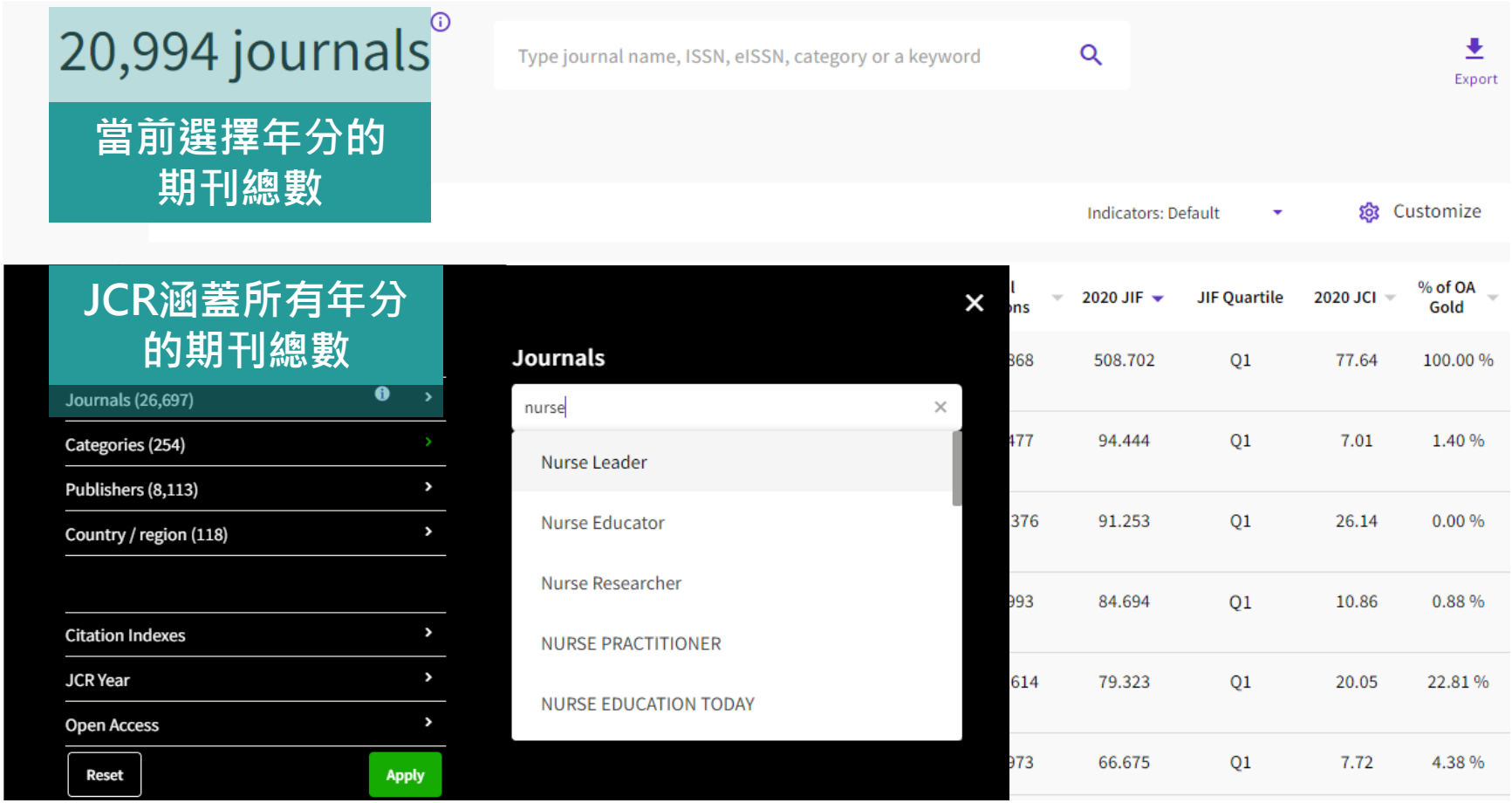
20,994 journals
當前選擇年分的期刊總數
Type journal name, ISSN, eISSN, category or a keyword
Export
Indicators: Default
Customize
JCR涵蓋所有年分的期刊總數
Journals (26,697)
Categories (254)
Publishers (8,113)
Country / region (118)
Citation Indexes
JCR Year
Open Access
Reset
Apply
Journals
nurse
Nurse Leader
Nurse Educator
Nurse Researcher
NURSE PRACTITIONER
NURSE EDUCATION TODAY
2020 JIF
JIF Quartile
2020 JCI
% of OA Gold
508.702 Q1 77.64 100.00 %
94.444 Q1 7.01 1.40 %
91.253 Q1 26.14 0.00 %
84.694 Q1 10.86 0.88 %
79.323 Q1 20.05 22.81 %
66.675 Q1 7.72 4.38 %

檢索SCI/SSCI期刊

新平臺預設為顯示 SCIE 、 SSCI 、 AHCI 與 ESCI 四大專輯的所有期刊；經典版只顯示 SCIE 與 SSCI 。

先選取「Citation Index」為 SCIE 與SSCI 與經典板平臺才有相同數據

以數學Mathematics領域為例

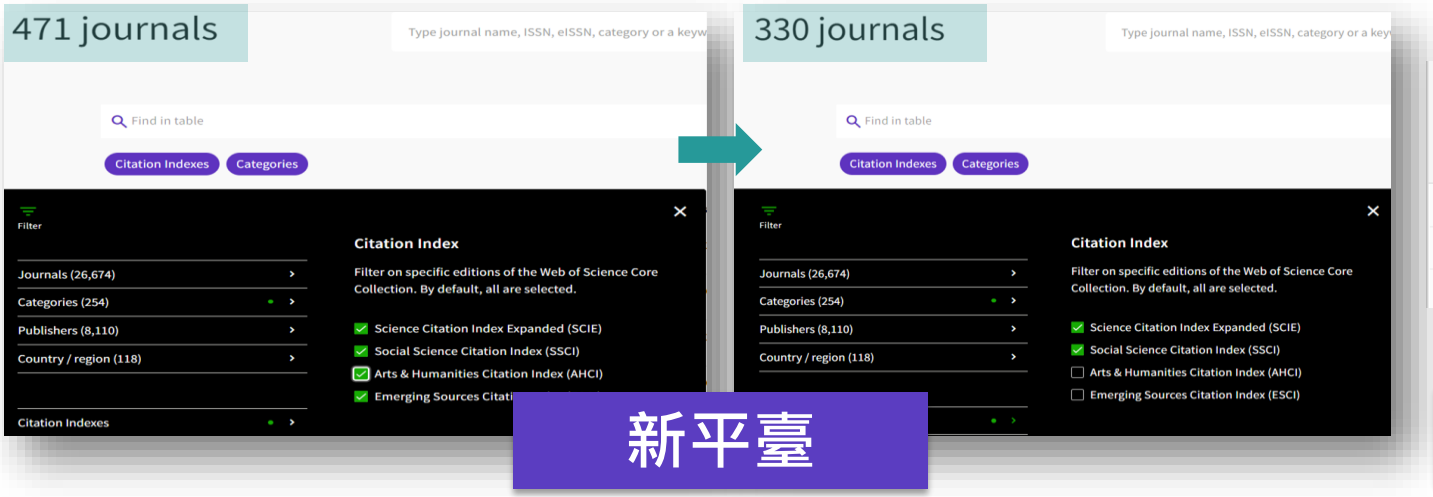

新平臺

MATHEMATICS

Year	Edition	# Journals Graph
2020	SCIE	330
2019	SCIE	325
2018	SCIE	314

經典平臺

指標客制選單

4 journals

Type journal name, ISSN, eISSN, category or a keyword

Export

Indicators: Default

Customize

NURSE EDUCATION TODAY | Nurse Educator | NURSING

Filter 4

Journal name	ISSN	eISSN
NURSE EDUCATION TODAY	0260-6917	1532-2793
NURSING ETHICS	0969-7330	1477-0989
Nurse Educator	0363-3624	1538-9855
NURSING FORUM	0029-6473	1744-6198

Impact metrics

Metrics focused on the citation impact of the journals.

- [x] Total Citations
- [x] 2020 JIF
- [ ] 5 Year JIF
- [ ] JIF Without Self Cites
- [ ] Immediacy Index

Normalized metrics

Metrics that have been adjusted mathematically to a particular context.

- [x] 2020 JCI
- [ ] Eigenfactor
- [ ] Normalized Eigenfactor
- [ ] Article Influence Score
- [ ] JIF Percentile
- [x] JIF Quartile

Source metrics

Metrics based on the content of the journals.

- [ ] Citable Items
- [ ] % of Articles in Citable items
- [ ] Cited Half-Life
- [ ] Citing Half-Life
- [ ] Total Articles
- [x] % of OA Gold

Name your indicators

Save

Apply

比較期刊

4 journals

Type journal name, ISSN, eISSN, category or a keyword

Export

一次最多選定4本期刊做比較

Indicators: Default

Customize

NURSE EDUCATION TODAY | Nurse Educator | NURSING FORUM | NURSING ETHICS

Filter 4

Journal name	ISSN	eISSN	Category	Total Citations	2020 JIF	JIF Quartile	2020 JCI	% of OA Gold
NURSE EDUCATION TODAY	0260-6917	1532-2793	Multiple	11,452	3.442	Q1	1.66	4.67 %
NURSING ETHICS	0969-7330	1477-0989	Multiple	3,775	2.874	Q1	1.56	7.86 %
Nurse Educator	0363-3624	1538-9855	Multiple	1,414	2.082	Q2	0.96	1.29 %
NURSING FORUM	0029-6473	1744-6198	NURSING - ESCI	1,290	n/a	n/a	1.07	2.98 %

Journals selected 4 Deselect all

Compare

Up to 4 journals

比較期刊結果

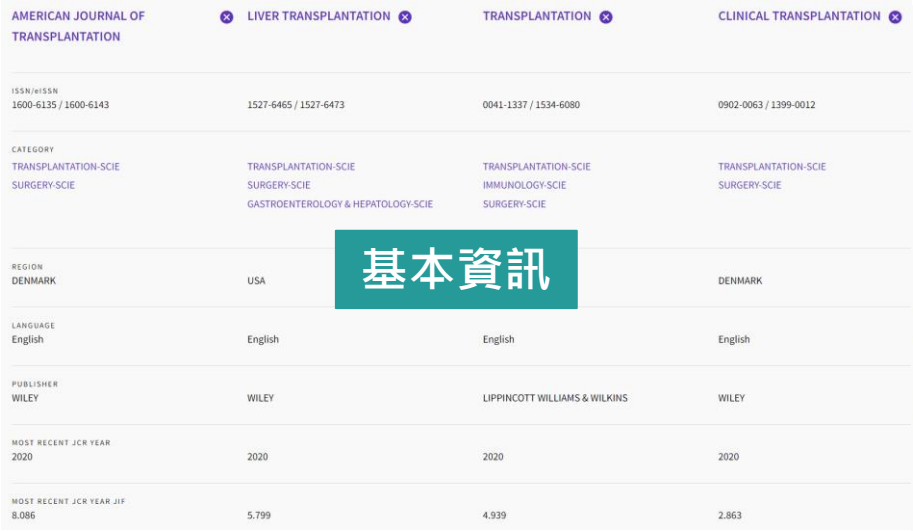

	AMERICAN JOURNAL OF TRANSPLANTATION	LIVER TRANSPLANTATION	TRANSPLANTATION	CLINICAL TRANSPLANTATION
ISSN/eISSN	1600-6135 / 1600-6143	1527-6465 / 1527-6473	0041-1337 / 1534-6080	0902-0063 / 1399-0012
CATEGORY	TRANSPLANTATION-SCIE SURGERY-SCIE	TRANSPLANTATION-SCIE SURGERY-SCIE GASTROENTEROLOGY & HEPATOLOGY-SCIE	TRANSPLANTATION-SCIE IMMUNOLOGY-SCIE SURGERY-SCIE	TRANSPLANTATION-SCIE SURGERY-SCIE
REGION	DENMARK	USA		DENMARK
LANGUAGE	English	English	English	English
PUBLISHER	WILEY	WILEY	LIPPINCOTT WILLIAMS & WILKINS	WILEY
MOST RECENT JCR YEAR	2020	2020	2020	2020
MOST RECENT JCR YEAR JIF	8.086	5.799	4.939	2.863

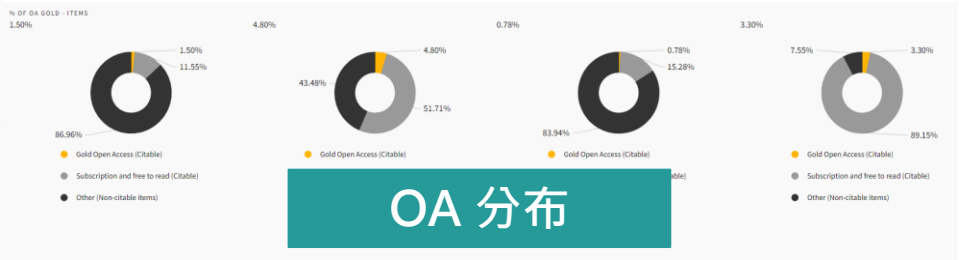

Browse journals 應用

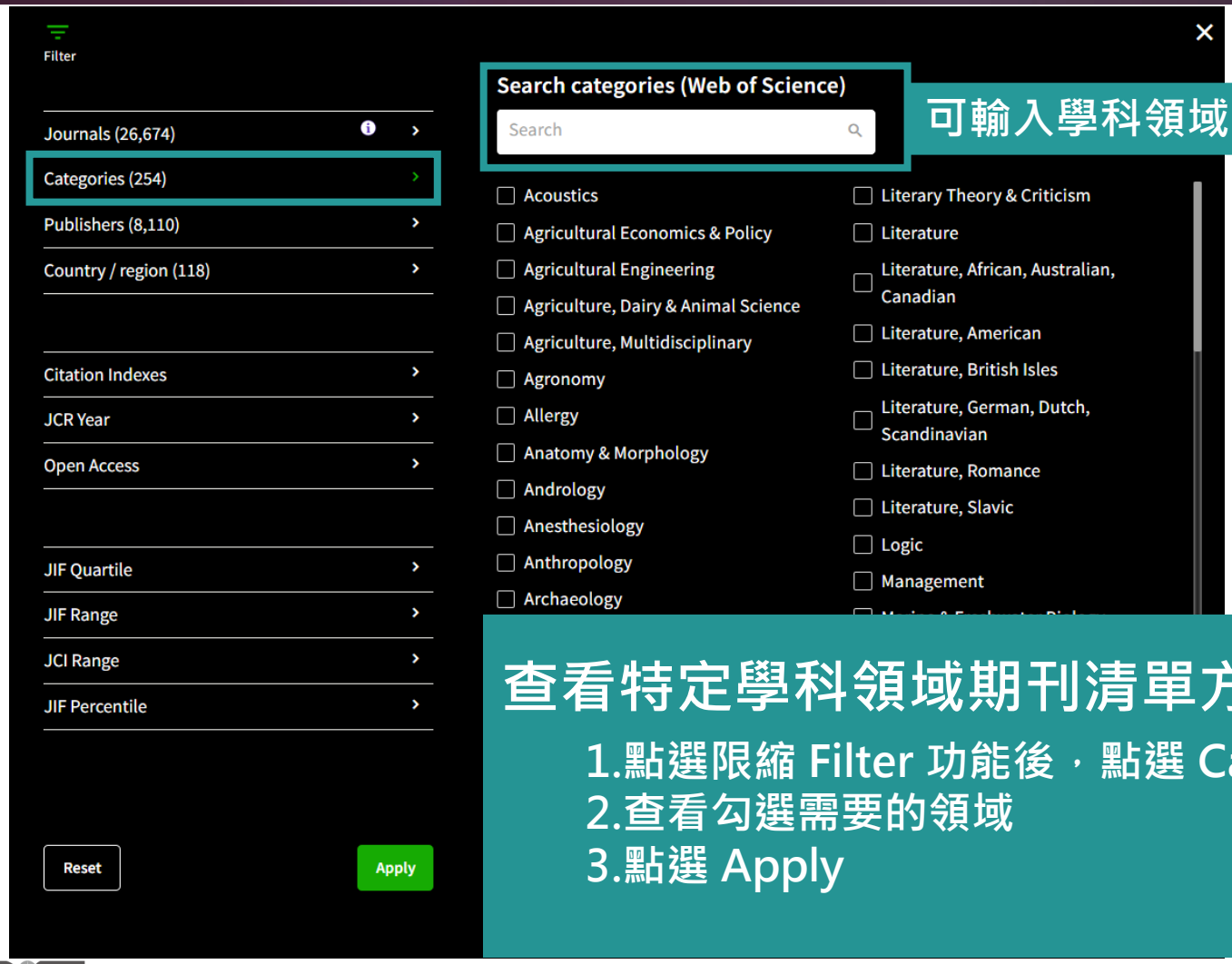

可輸入學科領域關鍵字搜尋

查看特定學科領域期刊清單方法

1.點選限縮 Filter 功能後，點選 Categories
2.查看勾選需要的領域
3.點選 Apply

Browse journals

- Category 顯示為 Multiple 點選即可顯示所有所屬領域。
- 登入個人化帳號，點選「Customize」可設定預設顯示指標，包含 5 Year JIF、2020 JCI 等。

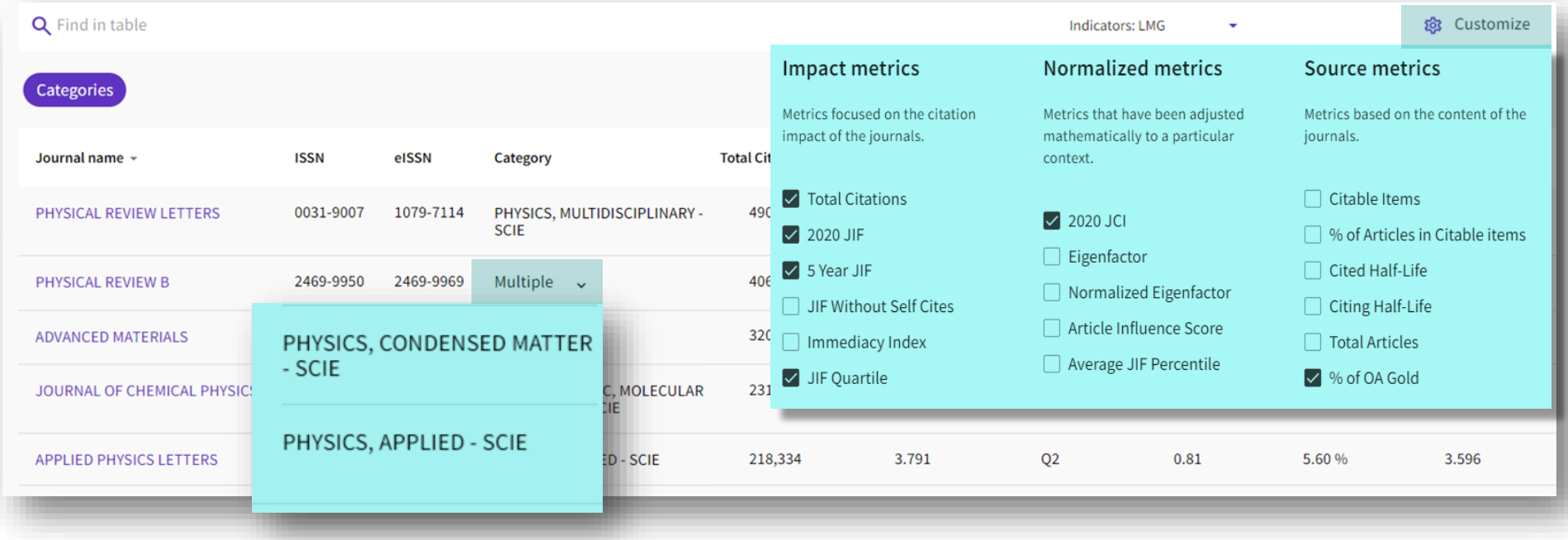

在 InCites JCR 註冊個人化帳號

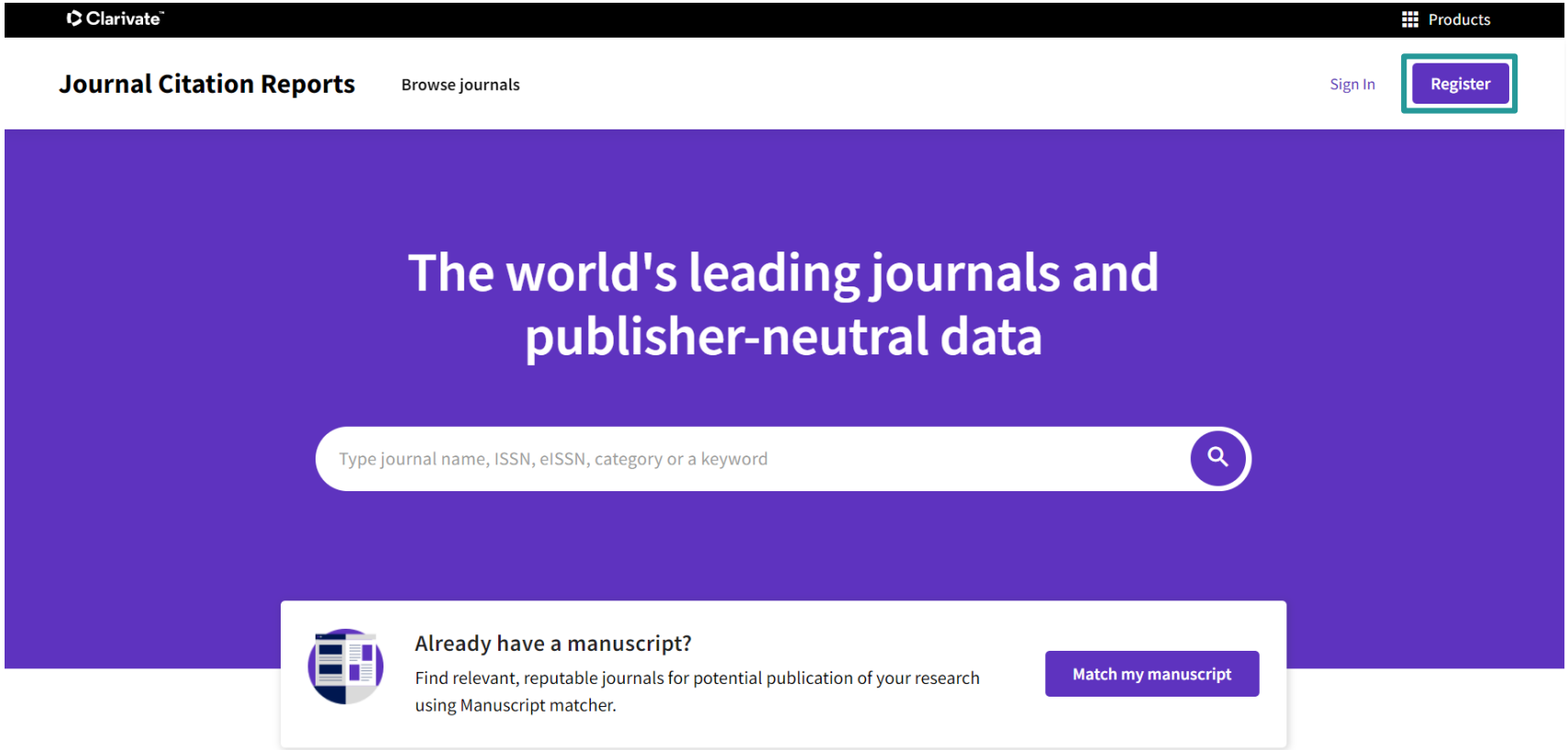

註冊內容表格欄位

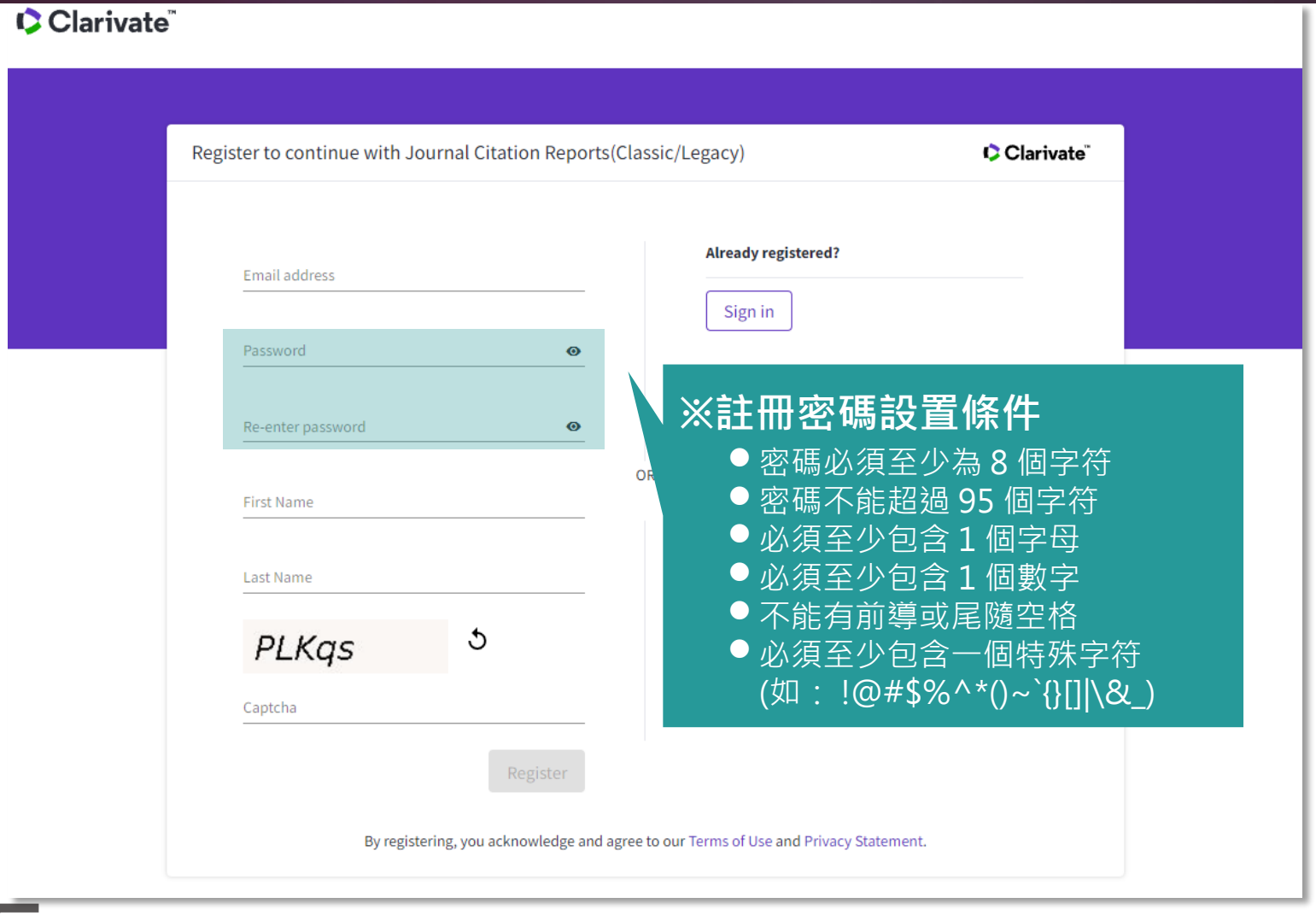

※註冊密碼設置條件

- 密碼必須至少為 8 個字符
- 密碼不能超過 95 個字符
- 必須至少包含 1 個字母
- 必須至少包含 1 個數字
- 不能有前導或尾隨空格
- 必須至少包含一個特殊字符 (如：!@#$%^*()~`{}[]|\&_)

登入個人化帳號

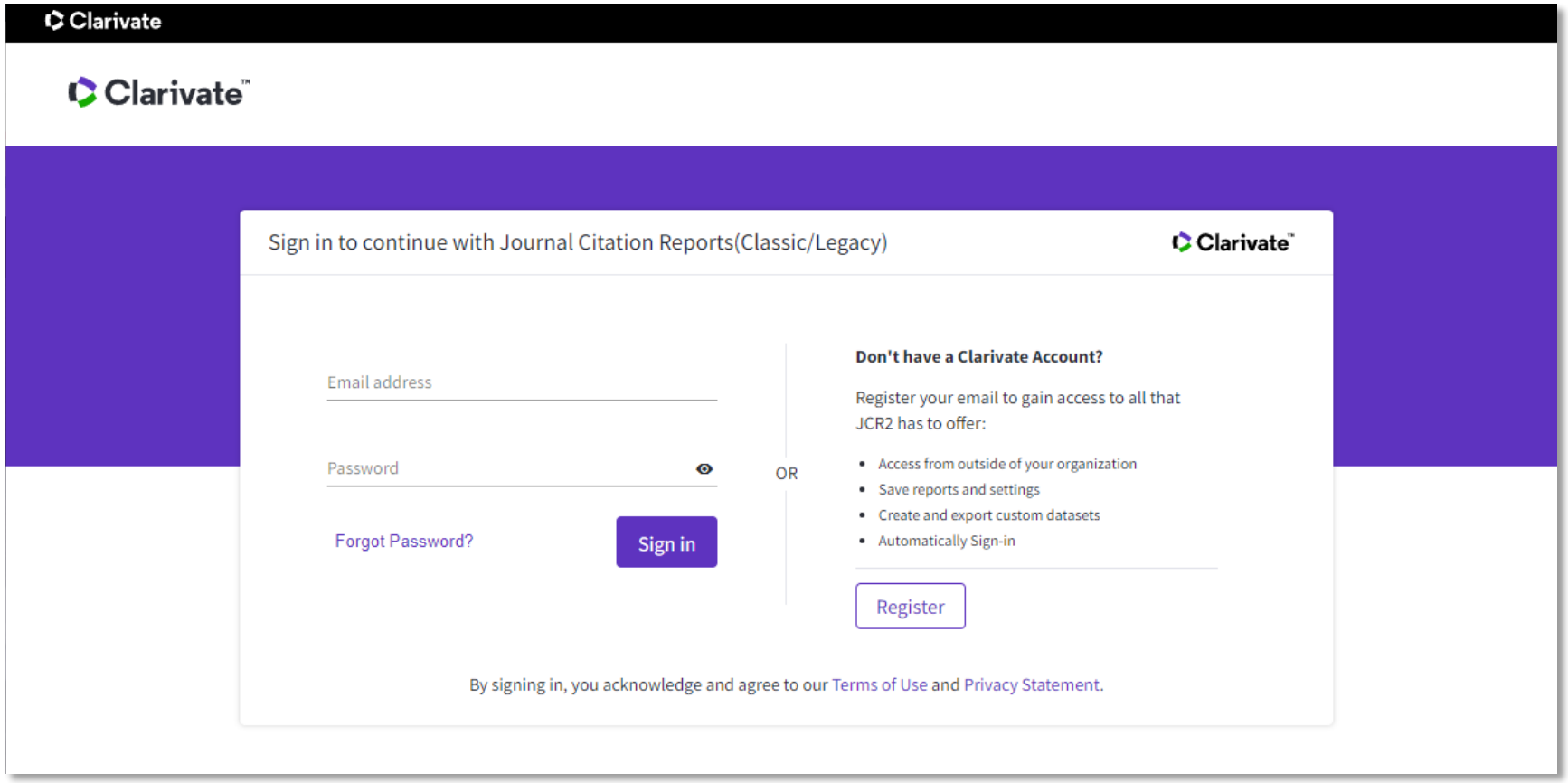
Clarivate
Clarivate™
Sign in to continue with Journal Citation Reports(Classic/Legacy)
Clarivate™
Email address
Password
Forgot Password?
Sign in
OR
Don't have a Clarivate Account?
Register your email to gain access to all that JCR2 has to offer:
Access from outside of your organization
Save reports and settings
Create and export custom datasets
Automatically Sign-in
Register
By signing in, you acknowledge and agree to our Terms of Use and Privacy Statement.

單本期刊頁面

期刊基本資訊

JCR YEAR

2020

VACCINE

ISSN

0264-410X

EISSN

1873-2518

JCR ABBREVIATION

VACCINE

ISO ABBREVIATION

Vaccine

Journal information

EDITION

Science Citation Index Expanded (SCIE)

CATEGORY

MEDICINE, RESEARCH & EXPERIMENTAL - SCIE

IMMUNOLOGY - SCIE

LANGUAGES

English

REGION

ENGLAND

1ST ELECTRONIC JCR YEAR

1997

Publisher information

PUBLISHER

ELSEVIER SCI LTD

ADDRESS

THE BOULEVARD, LANGFORD LANE, KIDLINGTON, OXFORD OX5 1GB, OXON, ENGLAND

PUBLICATION FREQUENCY

52 issues/year

投稿注意：
收錄年分
ISSN/EISSN
出版週期

Title Suppressions

異常引用

特別高的自引或互引率 → 無法反映真實學術水準 ＋ 影響同學科其他期刊的名次及分區情況

▼

被鎮壓期刊

暫不在JCR中公佈的相關指標

為期一年，第二年重新計算

仍在SCIE與SSCI中被收錄

2020 被鎮壓期刊

2021 JCR Editorial Expression of Concern 編輯關切期刊

被鎮壓期刊頁面

JCR YEAR
2020

Hellenic Journal of Cardiology

Open Access since 2016

ISSN
1109-9666

EISSN
2241-5955

JCR ABBREVIATION
HELL J CARDIOL

ISO ABBREVIATION
Hell. J. Cardiol.

Journal information

EDITION
Science Citation Index Expanded (SCIE)

CATEGORY
CARDIAC & CARDIOVASCULAR SYSTEMS - SCIE

LANGUAGES	REGION	1ST ELECTRONIC JCR YEAR
English	GREECE	2010

Publisher information

PUBLISHER	ADDRESS	PUBLICATION FREQUENCY
HELLENIC CARDIOLOGICAL SOC	6 POTAMIANOU ST, ATHENS 11528, GREECE	6 issues/year

明確標示
當年被鎮壓期刊

Journal's performance

Suppressed Journal

All information for this journal using Journal Impact Factor are not shown due to anomalous citation patterns found in the 2020 citation data. These patterns result in a distortion of the Journal Impact Factor and rank that does not accurately reflect the journal's citation performance in the literature.

Journal Citation Indicator (JCI)

Export

0.68

The Journal Citation Indicator (JCI) is the average Category Normalized Citation Impact (CNCI) of citable items (articles & reviews) published by a journal over a recent three year period. The average JCI in a category is 1. Journals with a JCI of 1.5 have 50% more citation impact than the average in that category. It may be used alongside other metrics to help you evaluate journals. Learn more

Total Citations

Export

1,159

The total number of times that a journal has been cited by all journals included in the database in the JCR year. Citations to journals listed in JCR are compiled annually from the JCR years combined database, regardless of which JCR edition lists the journal.

曾收錄期刊頁面

JCR YEAR

2016

Oncotarget

ISSN
1949-2553

EISSN
N/A

JCR ABBREVIATION
ONCOTARGET

ISO ABBREVIATION
Oncotarget

Journal information

EDITION
Science Citation Index Expanded (SCIE)

CATEGORY
ONCOLOGY - SCIE
CELL BIOLOGY - SCIE

LANGUAGES	REGION	1ST ELECTRONIC JCR YEAR
ENGLISH	USA	2011

Publisher information

PUBLISHER	ADDRESS	PUBLICATION FREQUENCY
IMPACT JOURNALS LLC	6666 E QUAKER ST, STE 1, ORCHARD PARK, NY 14127	52 issues/year

曾被收錄期刊將保留到最後一個被收錄年度的記錄

Journal's performance

Journal Impact Factor

The Journal Impact Factor (JIF) is a journal-level metric calculated from data indexed in the Web of Science Core Collection. It should be used with careful attention to the many factors that influence citation rates, such as the volume of publication and citations characteristics of the subject area and type of journal. The Journal Impact Factor can complement expert opinion and informed peer review. In the case of academic evaluation for tenure, it is inappropriate to use a journal-level metric as a proxy measure for individual researchers, institutions, or articles. Learn more

2016 JOURNAL IMPACT FACTOR	JOURNAL IMPACT FACTOR WITHOUT SELF CITATIONS
5.168	4.030
View calculation	View calculation

Journal Impact Factor Trend 2016

Export

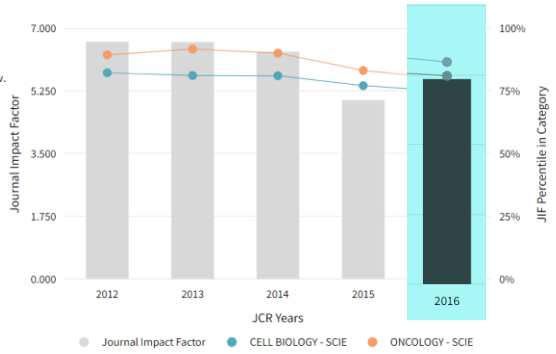

View all years

期刊影響指數 JIF

2020 JOURNAL IMPACT FACTOR

3.641

View calculation

JOURNAL IMPACT FACTOR WITHOUT SELF CITATIONS

3.150

View calculation

Journal Impact Factor Trend 2020

Export

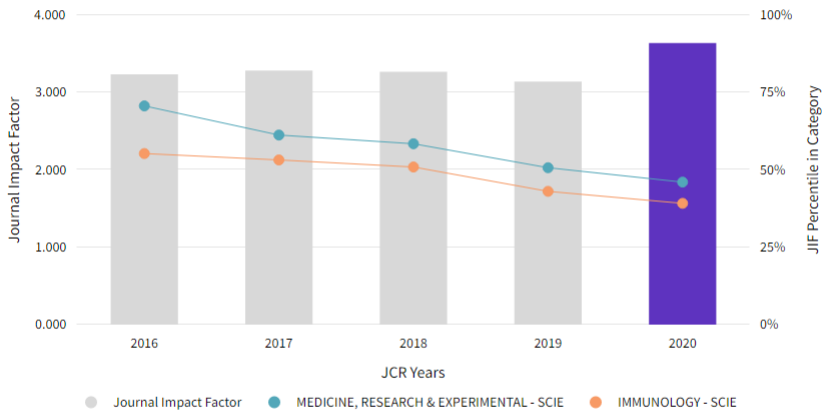

View all years

Journal Impact Factor contributing items

Export

Citable items (2,001) | Citing Sources (1,276)

TITLE	CITATION COUNT
Explanations for the high potency of HPV prophylactic vaccines	22
Heterologous prime-boost vaccination with adenoviral vector and protein nanoparticles induces both Th1 and Th2 responses against Middle East respiratory syndrome coronavirus	22
A report on	22
The influen	21
Hepatitis B	21
Evidence for single-dose protection by the bivalent HPV v Review of the Costa Rica HPV vaccine trial and future research studies	21
Status of HPV vaccine introduction and barriers to country uptake	21
Engineering a stable CHO cell line for the expression of a MERS-coronavirus vaccine antigen	20
Influenza vaccine effectiveness in preventing influenza-associated intensive care admissions	20

凡 Web of Science 訂戶
皆可點選連結至原始文獻

近五年JIF表現趨勢圖

期刊影響因子計算引用文獻之原始數據

View in Web of Science

Journal Citation Indicator

Journal Citation Indicator (JCI)

Export

0.88

The Journal Citation Indicator (JCI) is the average Category Normalized Citation Impact (CNCI) of citable items (articles & reviews) published by a journal over a recent three year period. The average JCI in a category is 1. Journals with a JCI of 1.5 have 50% more citation impact than the average in that category. It may be used alongside other metrics to help you evaluate journals. Learn more

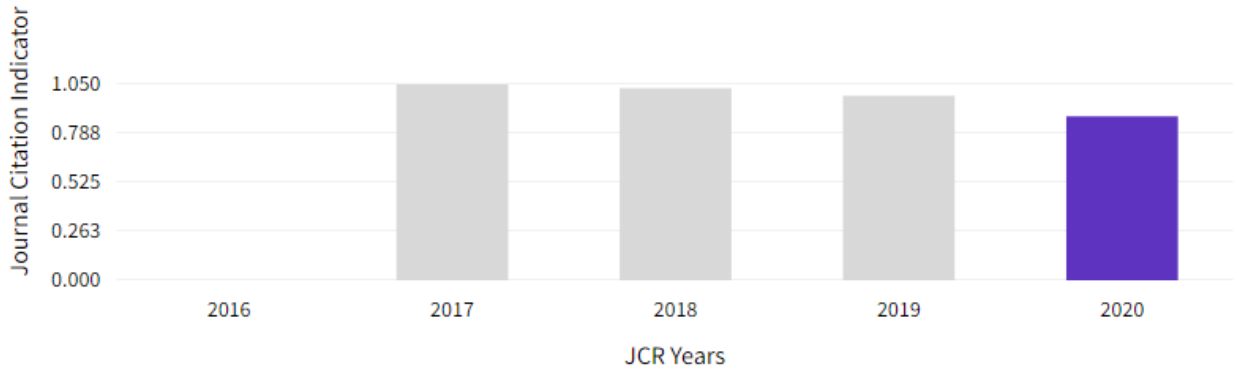

近五年JCI表現趨勢圖

引文分布
Citation distribution

Citation distribution

Export

The Citation Distribution shows the frequency with which items published
graph, including hover-over data descriptions for each data point, and an
Learn more

r functionality as the JIF Trend
tems to the JIF numerator.

游標停留於各被引用次數可看到Article、Review 和 Other 非可引用項目（如letter）各自被引用的篇數
右側呈現被引用0次的各文獻類型篇數

ARTICLE CITATION MEDIAN

2

REVIEW CITATION MEDIAN

4

UNLINKED CITATIONS

231

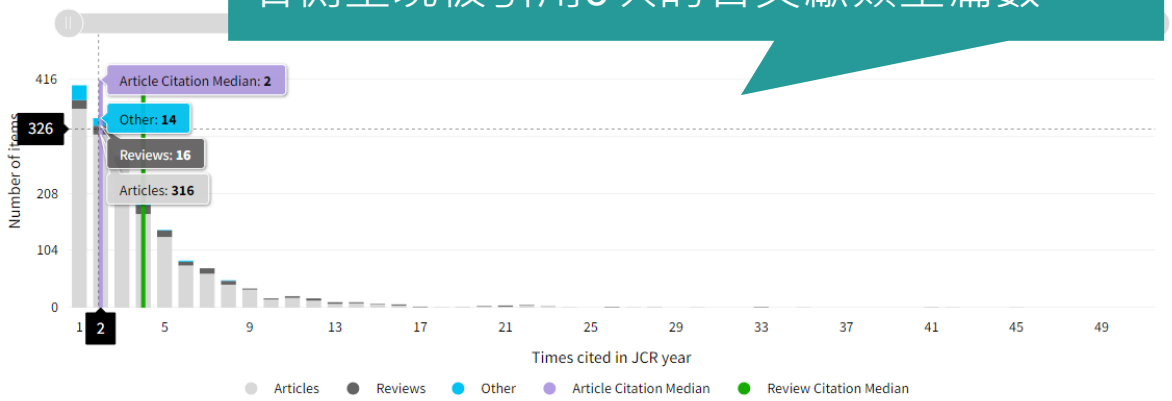

TIMES CITED

0

ARTICLES

310

REVIEWS

15

OTHER

83

期刊內各類型文獻的被引次數篇數分布

Open Access

Items 篇數

TOTAL CITABLE	% OF CITABLE OA
299	38.46%

CITABLE

GOLD OPEN ACCESS
115 / 25.61%

SUBSCRIPTION AND FREE TO READ
184 / 40.98%

NON-CITABLE

OTHER (NON CITABLE ITEMS)
150 / 33.41%

Citations* 被引用數

TOTAL CITABLE	% OF CITABLE OA
1,261	54.56%

CITABLE

GOLD OPEN ACCESS
688 / 41.35%

SUBSCRIPTION AND FREE TO READ
573 / 34.44%

NON-CITABLE

OTHER (NON CITABLE ITEMS)
327 / 19.65%

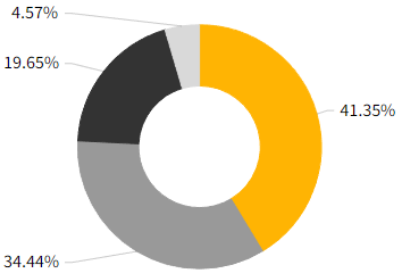

UNLINKED CITATIONS
76 / 4.57%

*Citations in 2020 to items published in [2018 - 2020]

- 該本期刊屬於 OA 的篇數及比例
- 該本期刊文獻不屬於 OA 的篇數及比例
- Other (如:最新消息、編者的話)篇數及比例

OA文章對期刊內容和引文的相對貢獻度

期刊排名

Rank by Journal Impact Factor

Journals within a category are sorted in descending order by Journal Impact Factor (JIF) resulting in the Category Ranking below. A separate rank is shown for each category in which the journal is listed in JCR. Data for the most recent year is presented at the top of the list, with other years shown in reverse chronological order. Learn more

EDITION
Science Citation Index Expanded (SCIE)

CATEGORY
PHYSICS, APPLIED
41/160

JCR YEAR	JIF RANK	JIF QUARTILE	JIF PERCENTILE

EDITION
Science Citation Index Expanded (SCIE)

CATEGORY
MATERIALS SCIENCE, MULTIDISCIPLINARY
130/335

JCR YEAR	JIF RANK	JIF QUARTILE	JIF PERCENTILE

多領域期刊排名(Rank)，點選「●」或「>」即可顯示第三個以上的領域相關資訊。

Rank by Journal Impact Factor

Journals within a category are sorted in descending order by Journal Impact Factor (JIF) resulting in the Category Ranking
JCR. Data for the most recent year is presented at the top of the list, with other years shown in reverse chronological order

EDITION
Science Citation Index Expanded (SCIE)

CATEGORY
PHYSICS, CONDENSED MATTER
22/69

JCR YEAR	JIF RANK	JIF QUARTILE	JIF PERCENTILE
2020	22/69	Q2	68.84
2019	22/69	Q2	68.84
2018	19/68	Q2	72.79
2017	18/67	Q2	73.88
2016	18/67	Q2	73.88

期刊在各所屬領域中的 JIF 與 JCI 排名、四分位數與百分位

引文網絡
Citation network

Cited Half-life

7.5 years

The Cited Half-Life is the median age of the citations received by a journal during the JCR year

TOTAL NUMBER OF CITES

50,114

NON SELF-CITATIONS

45,178

SELF-CITATIONS

4,936

Citing Half-life

6.9 years

The Citing Half-Life is the median age of the citations produced by a journal during the JCR year.

TOTAL NUMBER OF CITES

40,778

NON SELF-CITATIONS

35,842

SELF-CITA

4,936

期刊的
被引用半衰期與引用半衰期

近十年累積的被引用與引用數
與相對百分比

2019	2,839	8.02%	734 sources
2018	4,446 citations	16.89%	996 sources
2017	3,941 citations	24.75%	1,059 sources
2016	3,694 citations	32.12%	1,022 sources
2015	4,075 citations	40.25%	1,046 sources
2014	3,333 citations	46.90%	953 sources
2013	2,981 citations	52.85%	944 sources
2012	3,438 citations	59.71%	1,062 sources
2011	3,023 citations	65.74%	921 sources
Older	17,167 citations		

Source data
Average JIF Percentile

Source data

This tile shows the breakdown of document types published by the journal. Citable Items are Articles and Reviews. For the purposes of calculating JIF, a JCR year considers the publications of that journal in the two prior years. Learn more

1,041 total citable items

	ARTICLES	REVIEWS	COMBINED(C)	OTHER DOCUMENT TYPES(O)	PERCENTAGE
NUMBER IN JCR YEAR 2020 (A)	965	76	1,041	97	91%
NUMBER OF REFERENCES (B)	35,130	4,713	39,843	935	98%
RATIO (B/A)	36.4	62.0	38.3	9.6	

Average JIF Percentile

Export

The Average Journal Impact Factor Percentile takes the sum of the JIF Percentile rank for each category under consideration, then calculates the average of those values. Learn more

ALL CATEGORIES AVERAGE
42.64

EDITION
Science Citation Index Expanded

MEDICINE, RESEARCH & EXPERIMENTAL
46.07

IMMUNOLOGY
39.20

不同類型文獻
對期刊內容的相對貢獻度

期刊在不同領域的JIF排名百分等級
及所有領域排名平均百分等級

機構與國家分布概覽

Contributions by organizations

Export

Organizations that have contributed the most papers to the journal in the most recent three-year period. Learn more

RANK	ORGANIZATION	COUNT
1	CENTERS FOR DISEASE CONTROL & PREVENTION - USA	279
2	WORLD HEALTH ORGANIZATION	232
3	UNIVERSITY OF LONDON	158
4	GLAXOSMITHKLINE	125
5	JOHNS HOPKINS UNIVERSITY	101
6	EMORY UNIVERSITY	73
-	PUBLIC HEALTH ENGLAND	73
8	SANOFI-AVENTIS	69
-	UNIVERSITY OF MELBOURNE	69

Contributions by country/region

Export

Countries or Regions that have contributed the most papers to the journal in the most recent three-year period. Learn more

RANK	COUNTRY / REGION	COUNT
1	USA	1454
		385
		325
		250
		246
		242
7	France	187
8	Netherlands	173
9	Belgium	171
10	GERMANY (FED REP GER)	164

有助於瞭解該期刊的內容來源，是否具有國際影響力或達到特定市場等概況資訊。

最近三年內為該期刊貢獻最多論文之來源組織與地區/國家概況

其他指標

Eigenfactor Score

0.06180

The Eigenfactor Score is a reflection of the density of the network of citations around the journal using 5 years of cited content as cited by the Current Year. It considers both the number of citations and the source of those citations, so that highly cited sources will influence the network more than less cited sources. The Eigenfactor calculation does not include journal self-citations.

Learn more

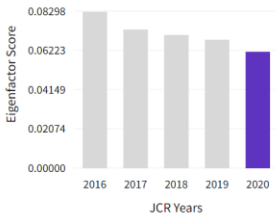

Normalized Eigenfactor

12.95548

The Normalized Eigenfactor Score is the Eigenfactor score normalized, by rescaling the total number of journals in the JCR each year, so that the average journal has a score of 1. Journals can then be compared and influence measured by their score relative to 1. Learn more

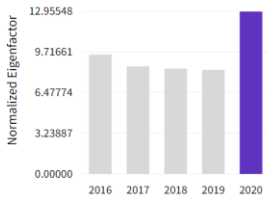

Article influence score

1.207

The Article Influence Score normalizes the Eigenfactor Score according to the cumulative size of the cited journal across the prior five years. The mean Article Influence Score for each article is 1.00. A score greater than 1.00 indicates that each article in the journal has above-average influence.

Learn more

期刊的其他正規化指標
近五年表現趨勢

5 Year Impact Factor

3.816

View Calculation

The 5-year Impact Factor is the average number of times articles from the journal published in the past five years have been cited in the JCR year. It is calculated by dividing the number of citations in the JCR year by the total number of articles published in the five previous years.

Immediacy Index

1.131

View Calculation

The Immediacy Index is the count of citations in the current year to the journal that reference content in this same year. Journals that have a consistently high Immediacy Index attract citations rapidly. Learn more

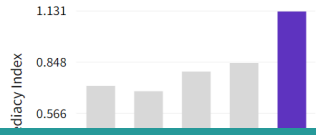

期刊的5 Year IF與立即指數
近五年表現趨勢

期刊完整年分資訊

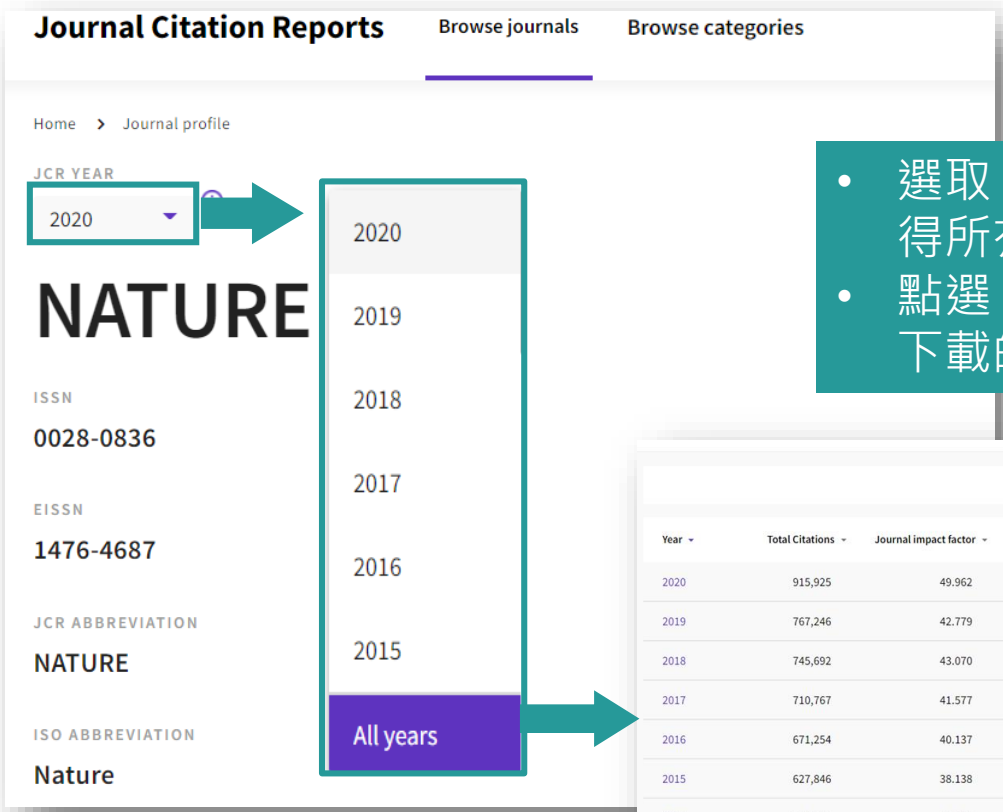

- 選取 JCR YEAR 為「All years」即可取得所有年分的數據。
- 點選「Customize」可選擇欲顯示 / 下載的指標數據。

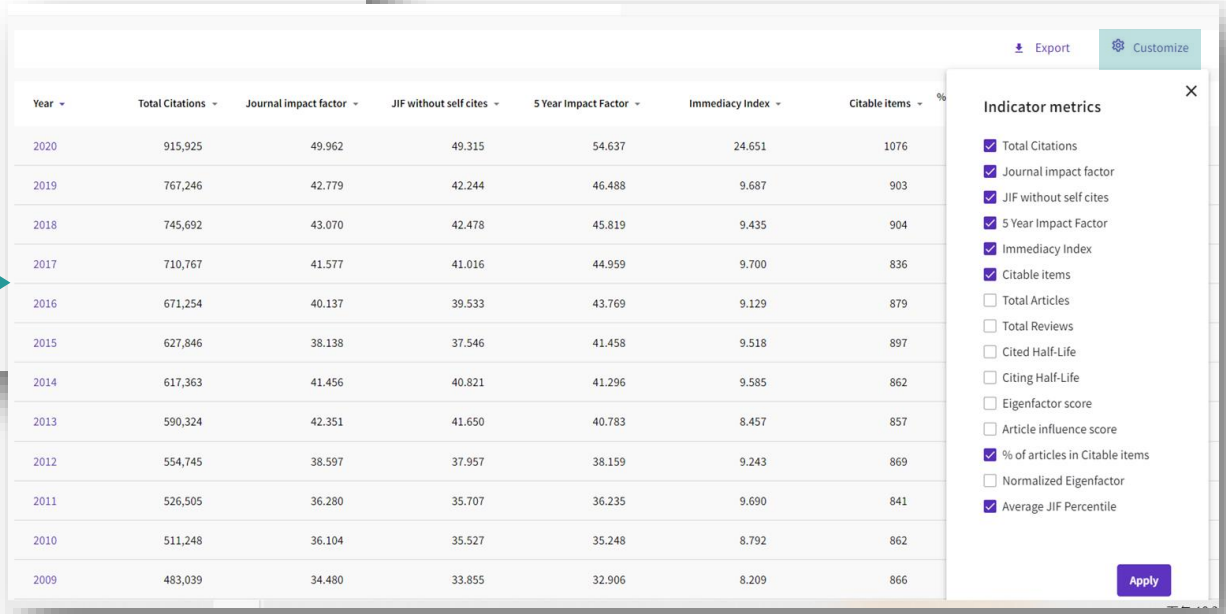

Year	Total Citations	Journal impact factor	JIF without self cites	5 Year Impact Factor	Immediacy Index	Citable items
2020	915,925	49.962	49.315	54.637	24.651	1076
2019	767,246	42.779	42.244	46.488	9.687	903
2018	745,692	43.070	42.478	45.819	9.435	904
2017	710,767	41.577	41.016	44.959	9.700	836
2016	671,254	40.137	39.533	43.769	9.129	879
2015	627,846	38.138	37.546	41.458	9.518	897
2014	617,363	41.456	40.821	41.296	9.585	862
2013	590,324	42.351	41.650	40.783	8.457	857
2012	554,745	38.597	37.957	38.159	9.243	869
2011	526,505	36.280	35.707	36.235	9.690	841
2010	511,248	36.104	35.527	35.248	8.792	862
2009	483,039	34.480	33.855	32.906	8.209	866

指標總覽
評估合適期刊

Journal Impact Factor
期刊影響指數

影響指數

該期刊於早2年所出版的文獻數，
在**某一特定年分中**被其它文章引用的**平均數**

比較相同研究領域中
期刊相對影響程度

$$\text{JIF} = \frac{\text{Citations in 2020 to items published in } \mathbf{2018\ (49{,}095) + 2019\ (41{,}186)}}{\text{Number of citable items in } \mathbf{2018\ (904) + 2019\ (903)}} = \frac{90{,}281}{1{,}807}$$

【該期刊早2年被收錄於JCR資料庫的文獻在該年被引用次數總和】

【該期刊早2年所有可被引用文獻總數】

期刊影響因子反映期刊整體表現

2020 Impact Factor

期刊在2018-2019年的發表文章在2020年的總被引用次數

除以

2018-2019年可被引用文章總數

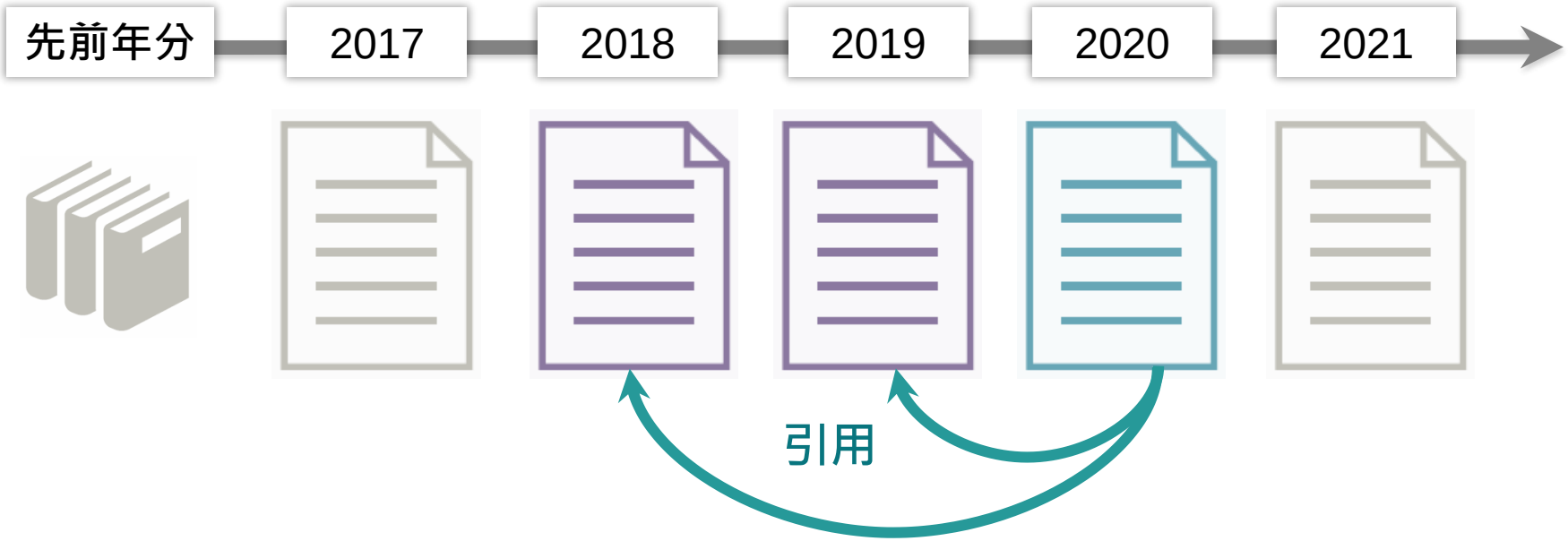

全新期刊引文指標
Journal Citation Indicator (JCI)

JCI定義

期刊過去三年發表可引用項目的 CNCI 平均值

計算範圍

計算經過領域、文獻類型與發表年份的正規化，是衡量期刊**最新出版內容**引文影響力的全新方式。

自 2021 年 JCR 起，Web of Science 核心合輯的所有期刊都會計算此數值。

數值解讀

JCI

<1 低於全球平均水準 — 1 — >1 高於全球平均水準

全球同年同領域的期刊
平均被引用次數表現水準

說明書下載：Journal Citation Indicator 介紹

2020 JCI 計算方式

Journal Citation Indicator = 期刊於過去三年發表的所有 Article 及 Review 的 CNCI 值總平均

↓

2020 年 Journal Citation Indicator = 2017 、2018 、2019 年該期刊發表 Article 及 Review 的 CNCI 的總平均

2017-2019

Articles & Reviews in SCIE, SSCI, AHCI, ESCI Journals

← Citations

2017 - 2020

All Document Types in WoS Core Collection

透過 JCI 觀察期刊是否高於世界平均水準

JCI 平均為 1，JCI 為 1.5 的期刊比該類別的平均水平高出 50% 的引文影響

學科正規化引文影響力
(Category Normalize Citation Impact, CNCI)

CNCI定義

一篇期刊論文的被引用次數
除以
相同資料類型、出版年、學科領域論文的平均被引用次數

指標特色

排除了**出版年分**、**學科領域**與**文獻類型**的影響，提供**正規化**後的指標，可**交叉學科**或**單一學科**的進行分析

由 **CNCI** 可檢視機構各個學科發展的**「影響力表現」**

數值判斷

CNCI

< 1 **低於**全球平均水準 -- 1 -- > 1 **高於**全球平均水準

全球同年同領域的同類型文獻
平均表現水準

CNCI 計算方式

CNCI 學科正規化引文影響力 — 審視文章學科發展的「影響力的表現」

Article Title	Authors	Source	Research Area	Document Type	Publication Date	Times Cited	Category Expected Citations	Category Normalized Citation Impact
Guidelines for the use and interpretation of assays for monitoring autophagy (3rd edition)	Klionsky, Daniel J.; Abdelmohsen, Kotb; Abe, Akihisa; Abedin, Md Joynal; Abeliovich, Hagai; et al.	AUTOPHAGY	CELL BIOLOGY	Review	2016	3,777	49.89	75.7
			學科 Cell Biology	文獻類型 Review	出版年代 2016			

排除影響論文影響力的變因

2016 年在 Cell Biology 學科發表的
文獻類型為 Review 的文章平均被引用次數

$$\text{CNCI} = \frac{\text{該文獻總被引次數(Times Cited)}}{\text{同年同學科同文獻類型的文獻平均被引用次數(CEC)}} = \frac{3777}{49.89} = 75.7$$

※ CNCI 數值來源自 InCites 資料庫。

JIF與JCI比較

Journal Impact Factor		Journal Citation Indicator
僅計算 SCIE 及 SSCI 期刊	期刊範圍	計算 SCIE、SSCI 、AHCI 及ESCI期刊
文章出版：前 2 年 被引計算：當年	時間範圍	文章出版：前 2 年 被引計算：前 3 年
跨學科無法直接比較	可比較性	相近領域跨學科間可比較

所以，知道 JIF

就夠了嗎？

了解各項指標
評估合適投稿期刊

影響指標 Impact Metrics

Total Cites 被引用總次數：
標明該期刊被其它收錄期刊引用總次數。

Impact Factor Without Journal Self Cites ：
扣除期刊自我引用的期刊影響指數。

Journal Impact Factor 期刊影響指數：
該期刊**前兩年**發表論文在當年度被引用的次數，除以該期刊前兩年發表論文的總數所得到的值。可用來評估同一研究領域不同期刊的相對重要性。

5-Year Impact Factor 五年影響指數：
該期刊**前五年**發表論文在當年度被引用的次數，除以該期刊前兩年發表論文的總數所得到的值。此指數較能看出需經過較久的時間引用才會達到引用高峰的社會科學領域期刊影響力。

Immediacy Index 立即指數：
利用某一年中發表的文章在**當年度**被引用次數除以同年所發表文章的總數所得到的指數。用於評估特定期刊在當年度被引用的速度，對評價尖端研究領域的期刊較有參考價值。

正規化指標
Normalized Metrics

Eigenfactor Score 特徵係數：
可瞭解特定期刊在學術引用社群的總影響力。此一數值忽略期刊自我引用，並將自然科學、 社會科學期刊一併計算。可用於考量不同學科領域的引用差異，讓各學科能在同一引文基準點上進行比較。出版文章數越多的期刊可能具較高引用次數，能見度較高，通常有較高的Eigenfactor。

Normalized Eigenfactor：
這個改善的計算是由華盛頓大學的 Eigenfactor 團隊所發展的，提供更明確的指數計算。例如，如果期刊的 Normailzed Eigenfactor 是2，則該刊為同領域其它期刊影響力的兩倍

Article Influence Score：
利用Eigenfactor進行計算而得出的數值，提供該期刊平均每篇文章的影響力。假設在JCR資料庫所有文章的平均值為1，若該期刊 Article Influence Score 大於1，表示該期刊每篇文章影響力居於JCR資料庫所有文章的平均值以上；反之，小於1則在平均值以下。

數據來源指標
Source Metrics

Citable Items 該期刊可被引用的文章數量：
包含期刊內研究型文章(Article)、評論(Review)及(Proceedings paper)會議論文，不含社論、通訊、新聞及會議摘要。

% Articles in Citable Items：
被引用的文章數量百分比

Cited Half-Life 被引用半衰期：
指期刊達到 50% 被引用率所需要的時間。該數值有助於圖書館確定期刊的館藏和存檔的策略。例如：Nature 期刊 2020 年的被引半衰期超過了 10 年，表示 Nature 在 2020 年獲得的總引用次數，有一半的引用都來自於 2010 年以前。

Citing Half-Life 引用半衰期：
一期刊從當前年度往前推算，該年引用各年度期刊數達到總引用數50%所需的時間，可了解參考文獻的新穎性。與被引用半衰期一起使用有助於評價編輯政策。

投稿建議

期刊比對工具

EndNote Online

比對建議投稿期刊

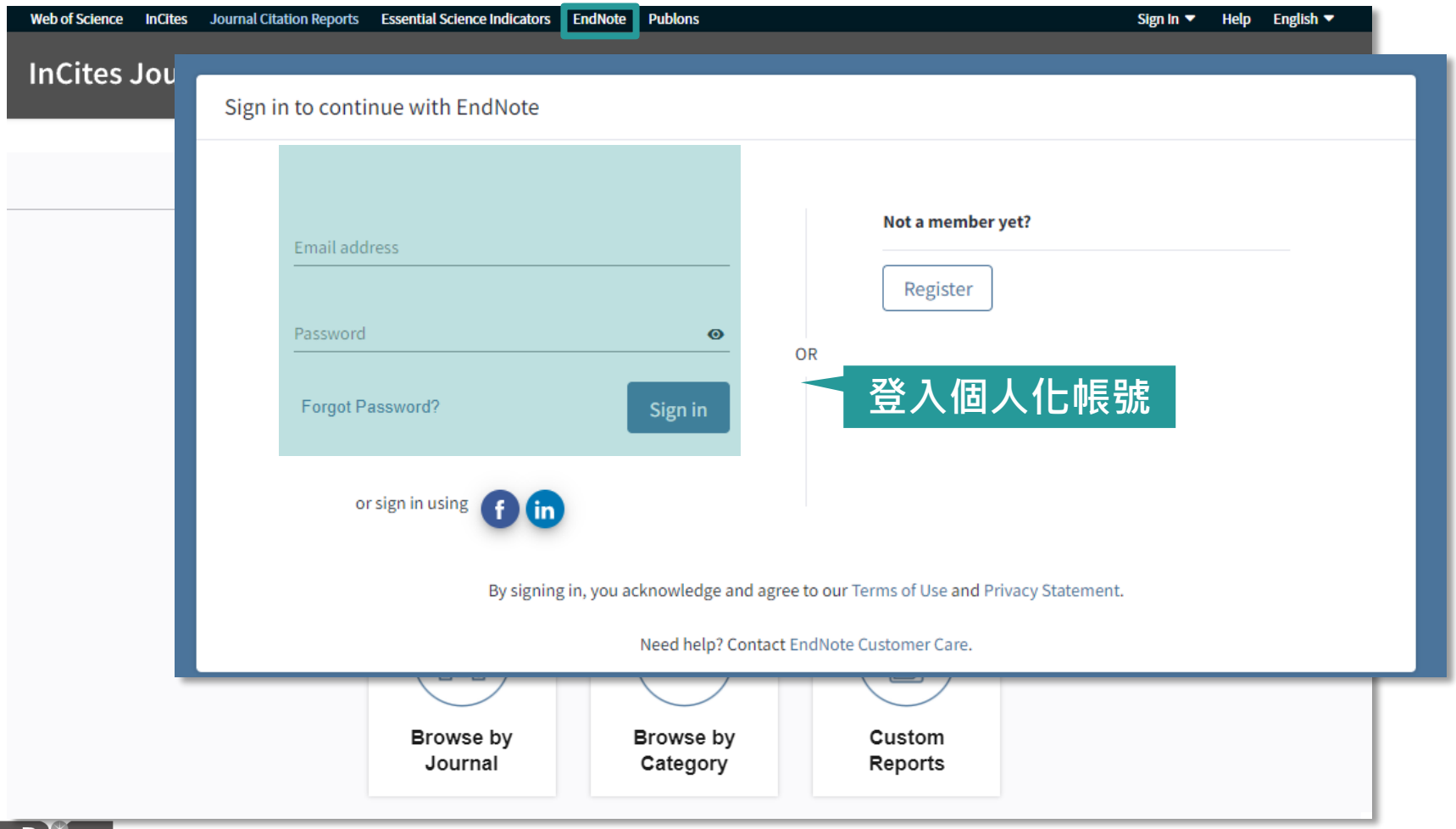
Web of Science
InCites
Journal Citation Reports
Essential Science Indicators
EndNote
Publons
Sign In
Help
English
InCites Jou
Sign in to continue with EndNote
Email address
Password
Forgot Password?
Sign in
or sign in using
Not a member yet?
Register
OR
登入個人化帳號
By signing in, you acknowledge and agree to our Terms of Use and Privacy Statement.
Need help? Contact EndNote Customer Care.
Browse by Journal
Browse by Category
Custom Reports

比對建議投稿期刊

Clarivate Analytics
EndNote
我的參考文獻
收集
整理
設定格式
比對
選項
下載
隱藏入門指南
隱藏窗格
快速檢索
檢索
於
我的所有參考文獻
檢索
我的參考文獻
我的所有參考文獻 (1)
[未歸檔] (1)
快速清單 (0)
資源回收筒 (514)
清空
我的群組
TRACK YOUR CITATIONS
Claim your researcher profile on Publons
開始使用
尋找
檢索線上資料庫或匯入現有合輯，以收集參考文獻。
檢索線上資料庫
手動建立參考文獻
匯入參考文獻
全新推出！
找出您可能的最佳期刊
儲存與共用
以任何您所適用的方式組織並群組參考文獻。然後與同事共用您的群組。
建立新群組
共用群組
尋找重複的參考文獻
建立
在您寫作時，使用我們的外掛程式格式化書目並引用參考文獻。
Cite While You Write™ 外掛程式
建立已設定格式的書目
設定文件格式
檢視方式
简体中文
繁体中文
English
Deutsch
日本語
한국어
Português
Español

比對建議投稿期刊

我的參考文獻　收集　整理　設定格式　比對　選項　下載

為您的稿件尋找最佳適配期刊　Web of Science 技術提供

輸入稿件詳細資料:

***標題:**

Liver transplantation: Current status and challenges

***摘要:**

Great progress has been made in the field of liver transplantation over the past two decades. This progress, however, also brings up the next set of challenges: First, organ shortage remains a major

*必要的

參考文獻:

選取群組

包含參考文獻讓我們可以比對更多與稿件相關的資料點

填入標題、摘要等資訊後，點選尋找期刊。

尋找期刊 >

比對建議投稿期刊

為您的稿件尋找最佳適配期刊 Web of Science 技術提供

8 期刊比對

< 編輯稿件資料 全部展開 | 全部收合

比對分數	JCR Impact Factor 今年	JCR Impact Factor 5 年	期刊	類似文獻		
	8.086	7.39	AMERICAN JOURNAL OF TRANSPLANTATION	2	您覺得這實用嗎？ 是 否	提交 >> 期刊資訊 >>
	2.863	2.536	CLINICAL TRANSPLANTATION	0	您覺得這實用嗎？ 是 否	提交 >> 期刊資訊 >>
	4.939	4.656	TRANSPLANTATION	0	您覺得這實用嗎？ 是 否	提交 >> 期刊資訊 >>
	1.797	-	TRANSPLANT INTERNATIONAL	0	您覺得這實用嗎？ 是 否	提交 >> 期刊資訊 >>

2020 5 年

關鍵字排行榜

- liver allografts
- liver transplant recipients
- normothermic perfusion
- deceased donor pool
- extended criteria donors
- wait list mortality

JCR 類別	領域排名	領域分級
SURGERY	6/212	Q1
TRANSPLANTATION	2/25	Q1

出版者:

111 RIVER ST, HOBOKEN 07030-5774, NJ

ISSN: 1600-6135

eISSN: 1600-6143

自動抓取關鍵字
在 Web of Science資料庫進行大數據分析

查看比對分數、關鍵字排行
以及 JIF、領域排名等資訊

比對建議投稿期刊

為您的稿件尋找最佳適配期刊 Web of Science 技術提供

8 期刊比對

< 編輯稿件資料 全部展開 | 全部收合

比對分數	JCR Impact Factor 今年	JCR Impact Factor 5 年	期刊	類似文獻		
	8.086 2020	7.39 5 年	AMERICAN JOURNAL OF TRANSPLANTATION	2	您覺得這實用嗎？ 是 否	提交 >> 期刊資訊 >>
	2.863 2020	2.536 5 年	CLINICAL TRANSPLANTATION	0	您覺得這實用嗎？ 是 否	提交 >> 期刊資訊 >>
	4.939 2020	4.656 5 年	TRANSPLANTATION	0	您覺得這實用嗎？ 是 否	提交 >> 期刊資訊 >>
	1.797 2005	- 5 年	TRANSPLANT INTERNATIONAL	0	您覺得這實用嗎？ 是 否	提交 >> 期刊資訊 >>

關鍵字排行榜

- liver allografts
- liver transplant recipients
- normothermic perfusion
- deceased donor pool
- extended criteria donors
- wait list mortality

JCR 類別	領域排名	領域分級
SURGERY	6/212	Q1
TRANSPLANTATION	2/25	Q1

出版者:

111 RIVER ST, HOBOKEN 07030-5774, NJ

ISSN: 1600-6135

eISSN: 1600-6143

注意收錄年分

比對建議投稿期刊

為您的稿件尋找最佳適配期刊 Web of Science 技術提供

8 期刊比對

查看類似文獻

< 編輯稿件資料 全部展開 | 全部收合

比對分數	JCR Impact Factor 今年 | 5 年	期刊	類似文獻	
	8.086 2020 / 7.39 5 年	AMERICAN JOURNAL OF TRANSPLANTATION	2	您覺得這實用嗎？ 是 否 / 提交 >> / 期刊資訊 >>

關鍵字排

liver a

liver tı

normc

decea

extenc

wait li

8.086 2020 7.39 5 年 AMERICAN JOURNAL OF TRANSPLANTATION

< 回到結果 2 類似文獻來自 **AMERICAN JOURNAL OF TRANSPLANTATION**

全部 儲存至我的參考文獻

標題: Successful lung transplantation with graft recovered after thoracoabdominal normothermic perfusion from donor after circulatory death
作者: URBAN MARIAN
來源: AMERICAN JOURNAL OF TRANSPLANTATION 出版: 2021

出版者提供的全文 在 Web of Science 中檢視

標題: Risk factors for graft survival after liver transplantation from donation after cardiac death donors an analysis of optn unos data
作者: MATEO R
來源: AMERICAN JOURNAL OF TRANSPLANTATION 出版: 2006

出版者提供的全文 在 Web of Science 中檢視

比對建議投稿期刊應用 JCR

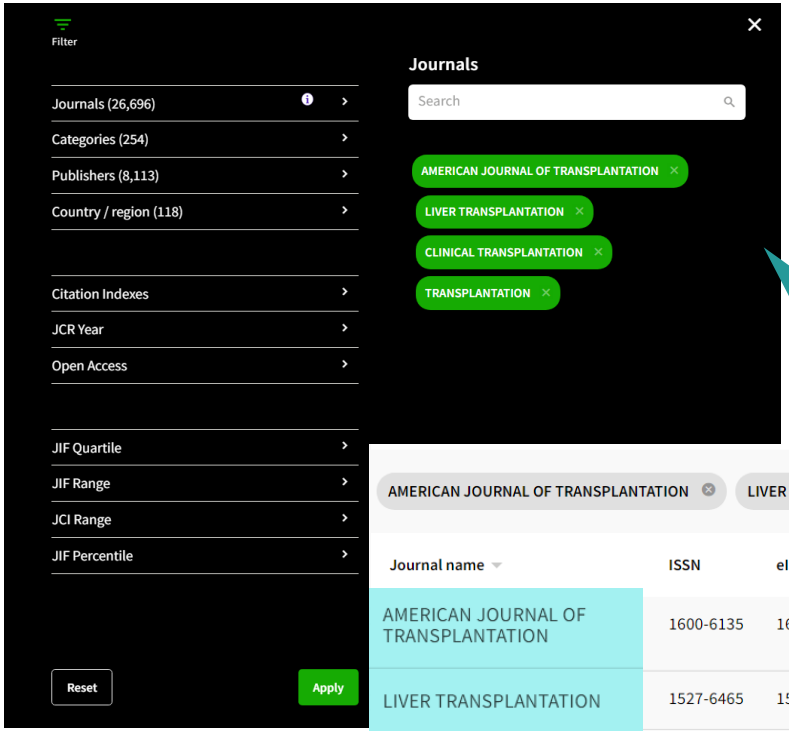

進入 InCites JCR 將比對的期刊清單加入Journals 進行比對

AMERICAN JOURNAL OF TRANSPLANTATION | LIVER TRANSPLANTATION | CLINICAL TRANSPLANTATION | TRANSPLANTATION

Journal name	ISSN	eISSN	Category	2020 JIF	2020 JCI	% of OA Gold	5 Year JIF	Citable Items
AMERICAN JOURNAL OF TRANSPLANTATION	1600-6135	1600-6143	Multiple	8.086	2.40	11.47 %	7.390	539
LIVER TRANSPLANTATION	1527-6465	1527-6473	Multiple	5.799	1.51	8.50 %	5.138	144
TRANSPLANTATION	0041-1337	1534-6080	Multiple	4.939	1.35	4.85 %	4.656	309
CLINICAL TRANSPLANTATION	0902-0063	1399-0012	Multiple	2.863	0.88	3.57 %	2.536	323

Master Journal List

Match Manuscript

Browse, search, and explore journals indexed in the *Web of Science*

The *Master Journal List* is an invaluable tool to help you to find the right journal for your needs across multiple indices hosted on the *Web of Science* platform. Spanning all disciplines and regions, *Web of Science Core Collection* is at the heart of the *Web of Science* platform. Curated with care by an expert team of in-house editors, *Web of Science Core Collection* includes only journals that demonstrate high levels of editorial rigor and best practice. As well as the *Web of Science Core Collection*, you can search across the following specialty collections: *Biological Abstracts*, *BIOSIS Previews*, *Zoological Record*, and *Current Contents Connect*, as well as the *Chemical Information* products.

Search Journal, ISSN or title word...

Search Journals

Already have a manuscript?

Find relevant, reputable journals for potential publication of your research based on an analysis of tens of millions of citation connections in *Web of Science Core Collection* using Manuscript Matcher.

Match Manuscript

比對方法

Manuscript Matcher

×

Manuscript Matcher helps you find the most related journals for your manuscript. It works best when your title has at least 10 words and your abstract has at least 100 words. Using this information, it will pull the most relevant keywords for matching.

Please enter your manuscript information below.

Title

Liver transplantation: Current status and challenges

The manuscript title or relevant part(s) of the title. This works best with at least 10 words.

Abstract

Great progress has been made in the field of liver transplantation over the past two decades. Thisprogress, however, also brings up the

The manuscript abstract or relevant part(s) of the abstract. This works best with at least 100 words.

Cancel

Find Journals

輸入
欲比對文章的標題
與 100字以內摘要

比對結果

Filters

Clear All

Web of Science Coverage

Open Access

Category

Country / Region

Language

Frequency

Journal Citation Reports

Match Results

Found 35 results (Page 1)

Share These Results

顯示合適期刊，可依投稿需求於左側進行條件篩選

AMERICAN JOURNAL OF TRANSPLANTATION

Publisher: WILEY , 111 RIVER ST, HOBOKEN, USA, NJ, 07030-5774

ISSN / eISSN: 1600-6135 / 1600-6143

Web of Science Core Collection: Science Citation Index Expanded

Additional *Web of Science* Indexes: Current Contents Clinical Medicine | Essential Science Indicators

Match Score

0.26

Top Keywords:

liver allografts | liver transplants | deceased donor pool | extended criteria donors | organ shortage

Share This Journal

View profile page

CLINICAL TRANSPLANTATION

Publisher: WILEY , 111 RIVER ST, HOBOKEN, USA, NJ, 07030-5774

ISSN / eISSN: 0902-0063 / 1399-0012

期刊資訊頁面

View profile page

AMERICAN JOURNAL OF TRANSPLANTATION Share This Journal

ISSN / eISSN **1600-6135 / 1600-6143**
Publisher **WILEY, 111 RIVER ST, HOBOKEN, USA, NJ, 07030-5774**

顯示更多期刊出刊資訊與被涵蓋引文索引，JCR訂戶頁面可顯示近兩年JIF值

General Information

Journal Website	Visit Site		
1st Year Published	2001		
Issues Per Year	12	**Country / Region**	DENMARK
Primary Language	English		

Web of Science Coverage

Collection	Index	Category	Similar Journals
Core Collection	Science Citation Index Expanded (SCIE)	Surgery | Transplantation	Find Similar Journals
Current Contents	Clinical Medicine	Surgery	Find Similar Journals
Other	Essential Science Indicators	Clinical Medicine	Find Similar Journals

投稿注意
常見問題案例

投稿常見問題

期刊有最新JIF就一定還在SCIE/SSCI收錄嗎?

2021/06

公布2020年指標

2021/09

期刊被SCIE剔除

JCR中仍保留2020年影響指標

如何確認期刊被SCIE/SSCI收錄?

JCR YEAR

2020

NATURE MEDICINE

ISSN

1078-8956

EISSN

1546-170X

2020 JOURNAL IMPACT FACTOR	JOURNAL IMPACT FACTOR WITHOUT SELF CITATIONS
53.440	53.026
View calculation	View calculation

Journal Impact Factor Trend 2020

Export

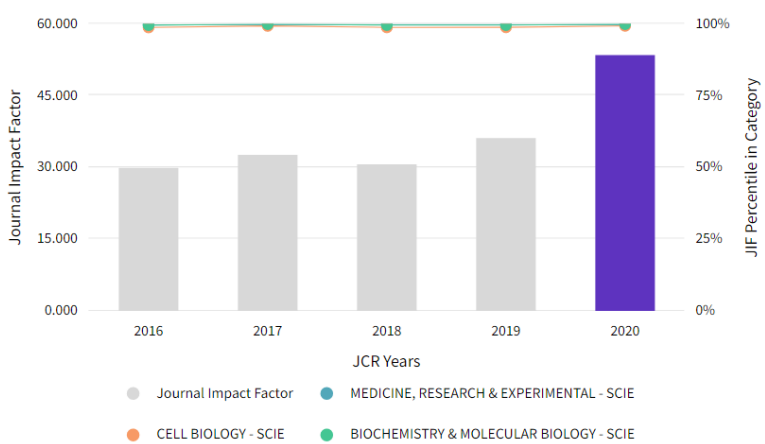

在 JCR 查找

每年6-8月更新

可確認最新年度期刊指標並觀察期刊表現趨勢，但呈現的是去年以前的資料，
不代表目前期刊被收錄

如何確認期刊被SCIE/SSCI收錄?

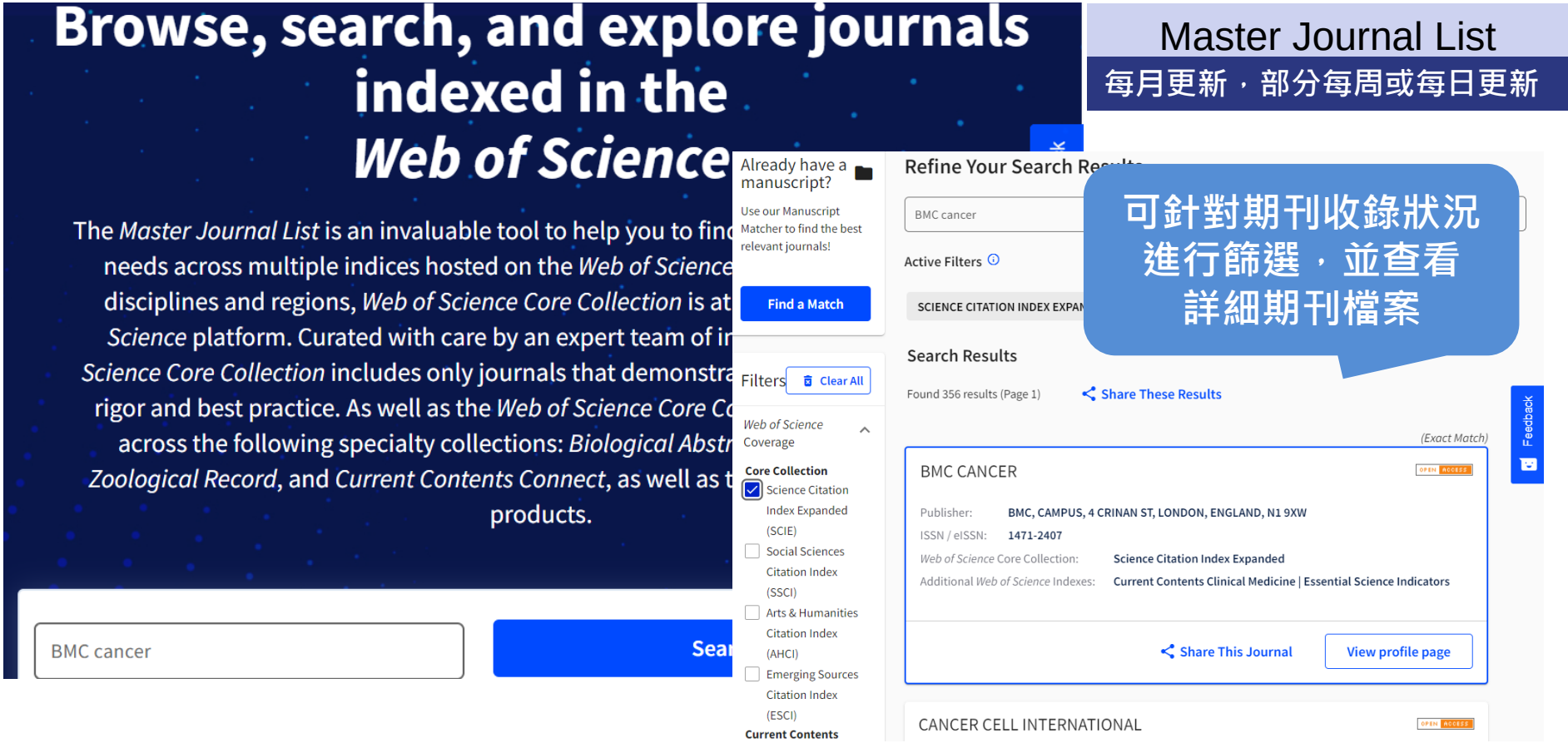

如何確認期刊被SCIE/SSCI收錄?

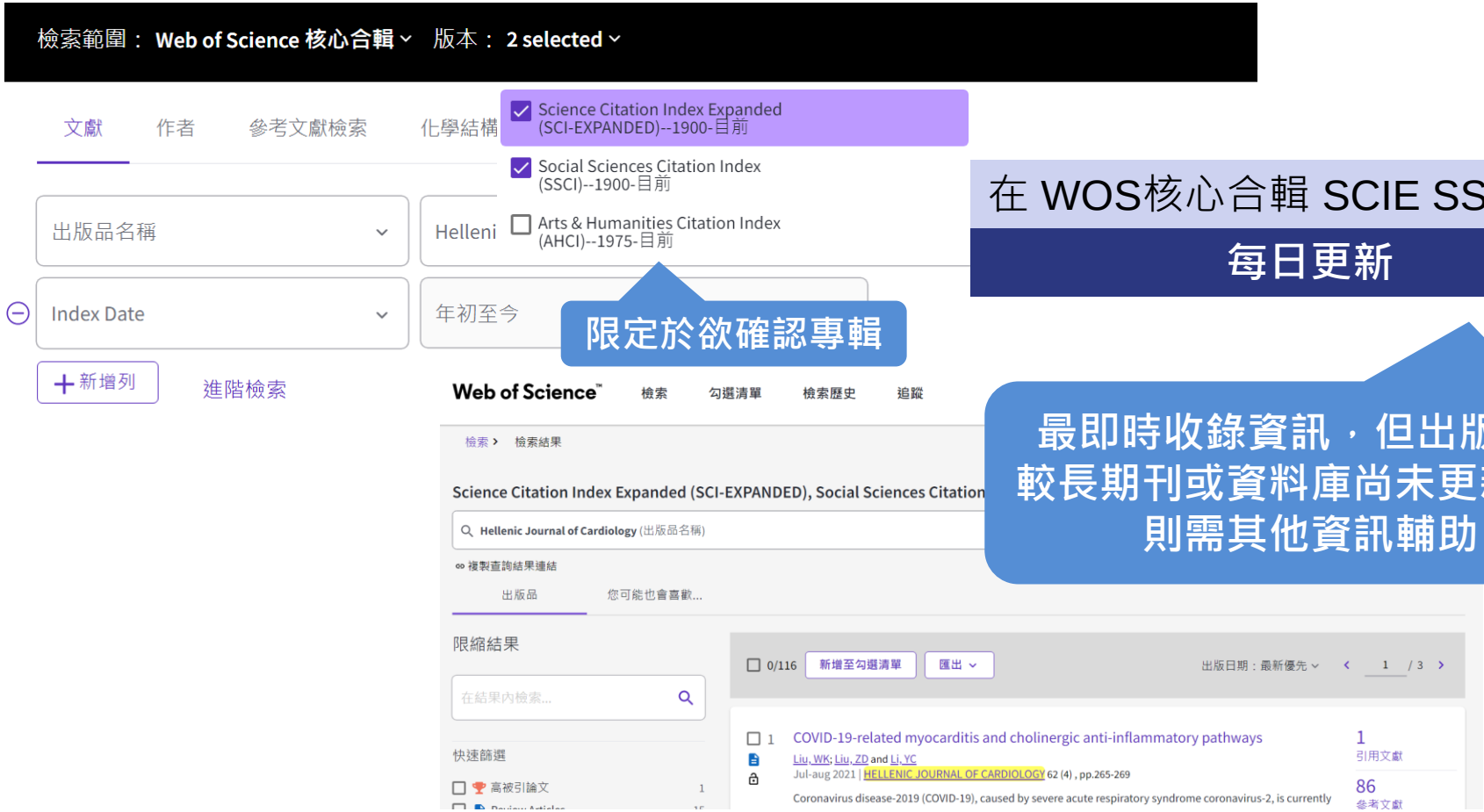

在 WOS核心合輯 SCIE SSCI 查找

每日更新

最即時收錄資訊，但出版周期較長期刊或資料庫尚未更新資料則需其他資訊輔助

某本SCIE/SSCI期刊為何沒有最新JIF?

期刊在影響因子統計年被引用次數為0

期刊被列入負面觀察名單（鎮壓）

期刊尚未取得完整三年數據

投稿實例

Home | Publications | Conferences | Register | Contact

ISSN: 2572-4983

search

Home | Editorial Panel | Instructions for Authors | Submit Manuscript | Articles in press | Current Issue | Past Issues | Special Issues | Metrics | Contact

OMICS International organises 3000+ Global Conferenceseries Events every year across USA, Europ… …re scientific Societies and Publishes 700+ … …ins over 50000 eminent personal… … board members.

我們有JIF
快來投稿!!

Open Access Journals gaining more Readers and Citations
700 Journals and **15,000,000 Readers Each Journal** is getting **25,000+ Readers**
This Readership is 10 times more when compared to other Subscription Journals (Source: Google Analytics)

Publication Poli… Ethics

- Author Role
- Editor Role
- Reviewer Role
- Publisher Role

…l Board

Fuyong Jiao
Xian Jiao tong University
China

Selim Demir
GaziosmanpaÅa University
School of Medicine
Turkey

Misty Good
University of Pittsburgh
USA

Nada Sindicic Dessardo
University of Rijeka
Switzerland

View More »

Useful Links

- Aims and Scope
- Article Processing Charges
- Advertise With Us
- Benefits of Publishing
- Citations Report
- Indexing and Archiving
- NIH Funded Work
- Peer Review Process
- Most Viewed Articles
- Track Your Paper
- eBOOKS

Submit Manuscript

Journal Impact Factor 0.8823*

Table of Contents

December 2017 | Volume 3, Issue 2

RSS Archive

Recommended Journals

- Journal of Pediatric Neurological

About the Journal

Journal of Neonatal and Pediatric Medicine (NNP) is a scholarly Open Access …

Journal Highlights

- About the Journal

*2017 Journal Impact Factor was established by dividing the number of articles published in 2015 and 2016 with the number of times they are cited in 201 based on Google Scholar Citation Index database l number of articles published in 2015 and 2016, and 'Y' is the nu 7 then, journal impact factor = Y/X

其實是用 Google Scholar的引用次數

Recently Published Articles

Lethal Acetaminophen Poisoning Related to Error Prescription e Report

Mesrati Med Amine

Editorial Opinion for Volume 2 Issue 1: Back to Basics in Tough Times

Chantelle van Graan

Obstructive Sleep Apnea in Children: Why Screen?

Kulbir Singh Goraya*

Serum Leptin Level among School Children with Atopic Dermatitis

Saad Ahmed Mohamed, Tarek Alsayad, Ahmad El-Askary and Hany Abo Alwafa

Oral Health and Occlusion in Tunisian Preschool Children

Fethi Maatouk, Ines Ayadi, Fatma Masmoudi, Med Ali Chemli and Hichem Ghedira

Oncotarget

ISSN: 1949-2553

IMPACT JOURNALS LLC
6666 E QUAKER ST, STE 1, ORCHARD PARK, NY 14127
USA

Go to ... to Ulrich's

高JIF值，且
維持的還不錯

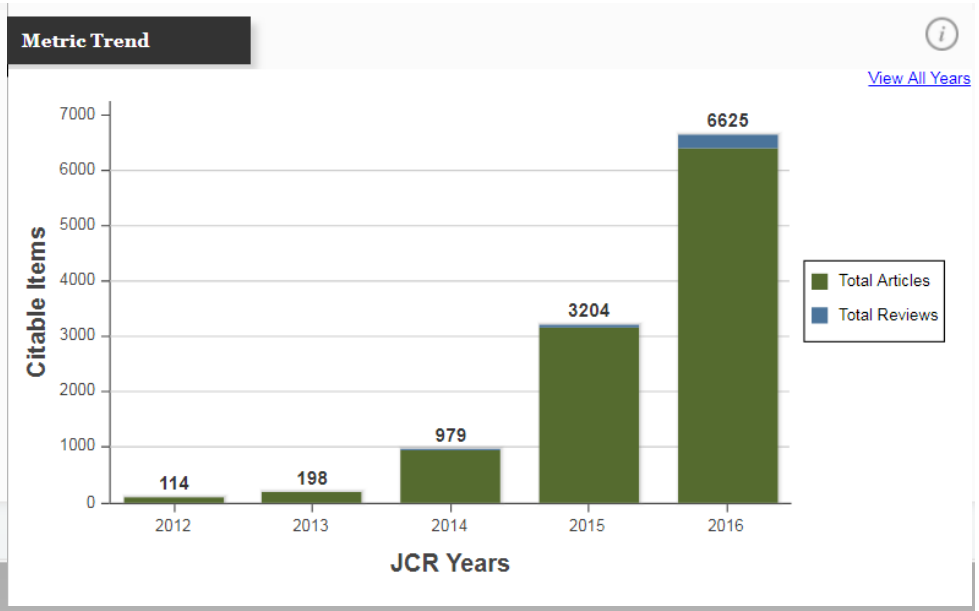

Key Indicators

Year	Total Cites Graph	Journal Impact Factor Graph	Impact Factor Without Journal Self Cites Graph	5 Year Impact Factor Graph	Immediacy Index Graph	Citable Items Graph	Cited Half-Life Graph	Citing Half-Life	Eigenfactor Score	Article Influence	% Articles in Citable Items Graph	Normalized Eigenfactor Graph	Average JIF Percentile Graph
2016	30,24		4.030	5.312	0.777		1.7	6.1	0.07...	1.180	96.38	9.02...	77.477
2015	10,45	5.168	3.757	5.415	0.714	6,625	1.6	5.9	0.03...	1.359	98.56	3.51...	80.303
2014	3,90	5.008	4.914	6.368	0.572	3,204	2.4	5.6	0.01...	1.724	97.45	1.60...	85.767
2013	2,21	6.359	5.742	6.402	0.616	979	2.2	5.3	0.01106	2.035	97.98	1.21...	86.612
2012	1,45	6.627	5.456	6.636	1.316	198	1.8	4.6	0.00...	1.894	90.35	Not ...	86.013
2011	49	6.636	3.837	4.784	1.099	114	1.3	4.8	0.00...	1.121	90.08	Not ...	75.591
		4.784				121							

Citable Items
暴增

在MJL裡查找WoS期刊收錄的改變狀況

Journal Search

SCIENCE CITATION INDEX EXPANDED

1 選擇收錄專輯

Find a specific journal by title, title words, or ISSN

View a list of all journals

View a list of all journals covered in a specific category

2 選擇[View journal changes]

View a list of all journal coverage changes

View journal changes

3 Ctrl+F “刊名”

4 點選刊名後顯示狀態

Master Journal List > Journal Search

Journal Search

Journal change

Oncotarget

Dropped

此清單僅提供近12個月內的期刊變更狀況，故目前找不到是正常的

期刊名一模一樣，
哪本才真的在JCR裡收錄?

International Journal of
Engineering
Education

Contact IJEE | Page Charge | Submission Guidelines | Subscription Rates

ENGINEERING WORLD
Michael Wald

- MDW XII Registration! NEW
- OPEN COURSEWARE RESOURCE
- ONLINE LEARNING GUIDE
- ONLINE EDUCATION
- TEACHING AND LEARNING RESOURCES
- INTERACTIVE PAPERS
- GUIDE TO ONLINE SCHOOLS

CALL FOR PAPERS

SPECIAL ISSUES

Social Responsibility & Sustainability
Variation and Prospects of PBL
Emergencies and Remote Regions

Volume 37 2021
Number 1
Number 2

Volume 36 2020
Number 1
Number 2
Number 3
Number 4
Number 5
Number 6

Previous Volumes
07-34

Search the website

IJEE, International Journal of Engineering Education, ...

International Journal of
Engineering Education (IJEE)
e-ISSN : 2540-9808

IJEE Profile on Google Scholar

USER
Username
Password
Remember me
Login

Commencement : 2019
Publication Schedule : June, December
Editor in Chief : Prof. Dr. Ir. Budiyono
E-mail: budiyono@live.undip.ac.id
Publisher: Diponegoro University

HOME ABOUT LOGIN REGISTER SEARCH CURRENT ARCHIVES ANNOUNCEMENTS
STATISTICS SUBMISSION EDITORIAL BOARD ARTICLE IN PRESS AIM AND SCOPE OPEN ACCESS
STATEMENT PLAGIARISM POLICY ETHICS STATEMENT JOINT AS EDITORIAL BOARD AUTHORS GUIDE
LINE IJEE TEMPLATE

Home > Archives > Vol 2, No 1 (2020)

Vol 2, No 1 (2020)

DOI: https://doi.org/10.14710/ijee.2.1

Table of Contents

Articles

Development of a Game-Based e-Learning System with Augmented Reality for Improving Students' Learning Performance — FULL TEXT PDF 1-10
Shu-Hung Yang, Yu-Ying Wang, Ah-Fur Lai, Yi-Nan Lin, Gwo-Jen Chiou, Ming-Kuen Chen, Victor R. L. Shen, Chi-Yen Hsiung

THE ANALYSIS IS FOR THE DESIGN OF DIFFERENT CLUB FACE'S THICKNESSES OF FAIRWAY WOOD TO THE CHARACTERISTIC TIME — FULL TEXT PDF 11-19
Kueipin Kuo

其他資源

科睿唯安部落格

企業資訊 ▾ 投資人關係 加入我們

Clarivate™

產品與服務 ▾ 部落格 新聞室 活動資訊 聯絡我們

BLOG > FEATURED ARTICLE

2021 JCR 的進展：全新內容及新影響力指標

2021首要的增強功能，即是擴大 JCR 的期刊文獻涵蓋範圍，包含納入AHCI 和 ESCI 的資料及收錄 Early Access 文章。除了擴大收錄範圍，最新的 JCR 也將公佈全新指標，讓 JCR 一系列的評量方式可以有更深入的解析與背景資訊，並遠超過JIF單一指標能提供的訊息。

DR NANDITA QUADERI
Editor-in-Chief and Editorial VP of the Web of Science
Clarivate



碩睿資訊有限公司

碩睿資訊有限公司
Shou Ray Information Service
HOME
關於碩睿
ABOUT US
產品資訊
PRODUCTS
新聞中心
NEWS
客戶服務
SERVICE
搜尋
TACI
臺灣引文資料庫
The Cochrane Library
實證醫學資料庫
Cambridge Books Online
優質的數位出版
KMCC
光華管理個案收錄庫
TACI 臺灣引文資料庫
臺灣引文資料庫(Taiwan Academic Citation Index, TACI)基於臺灣所出版的期刊建置而成，完整涵蓋各領域... «詳全文»
會議講座
2020年數位出版與數位圖書館融合發展國際研討會(CDPDL)臺灣分會
活動期間：2020年8月6日
活動內容：自2009年起 CDPDL 為圖書館、出版社、圖資專家提供專業交流平台，展示中文圖書館建設與數位化應用最新進展，並分享最新研究成果。本次研討會以線上方式進行，將探討疫情期間數位資源的最新應用和價值、圖書館創新發展及策略，誠摯邀請您共襄盛舉。
詳情請見：會議官網
活動特區
用OECD愛地球
尋找幸福劇本
2021年5月10日(一)~
2021年6月11日(五)
2021 OECD iLibrary全球知識庫
2021 OECD iLibrary全球知識庫~用OECD愛地球，尋找幸福劇本！！
活動時間：2021年5月10日～2021年6月30日
活動內容：在今年的《全球幸福報告》中，有一項是自然環境如何提高個人幸福感，而剛巧每年4月22日是著名的「世界地球日」(Earth Day)，歡迎參加2021 OECD iLibrary全球知識庫活動，一起用OECD愛地球，尋找幸福劇本！！
詳情請見：活動網站
中國經濟社會大數據研究平臺-Open Trial活動
活動時間：2021年03月20日～2021年09月20日
碩睿資訊電子報
教育訓練資源服務
詳細課程
2021年度考科藍資料庫
全國聯合採購優惠方案
開跑囉
STEM
教育書籍
推薦

碩睿資訊有限公司
教育訓練資源服務

ESI
ThankYou
CNKI
LexisNexis
OECD
Nature
JCR
WoS
SRiS
02-7731-5800
EndNote
Cochrane
THANKYOU
碩睿資訊
中國知網
services@customer-support.com.tw
CNKI EndNote LexisNexis EndNote